

Pre-Install AMD® AHCI Driver for Windows XP® Operating System

Pre-Installation Using the F6 Method

Notes:

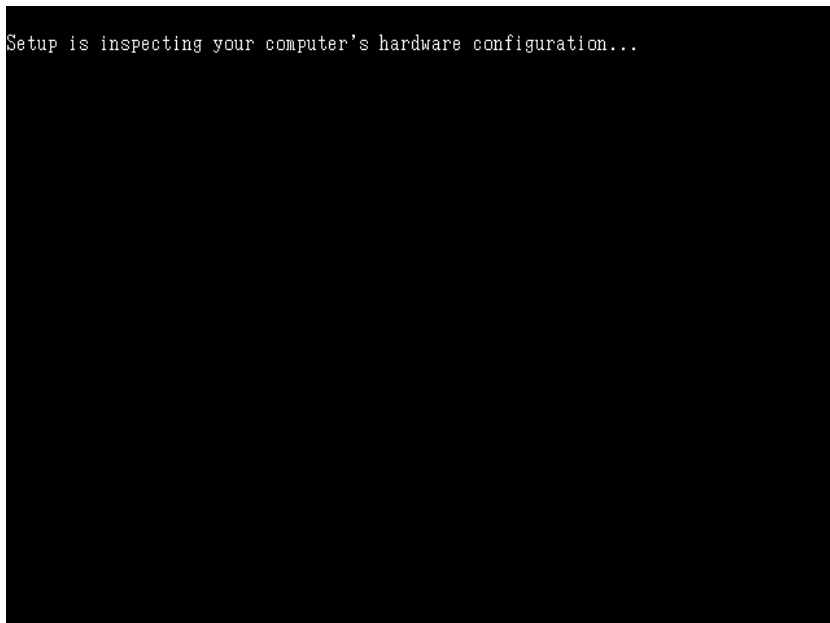
Before you start to install Microsoft® Windows XP® operating system, you will need an optical drive, a USB floppy disk drive, a blank 1.44MB floppy diskette, and Microsoft® Windows XP® Professional/Home Edition Setup Disc (bootable).

1. Extract AHCI F6 driver files to a blank 1.44MB floppy diskette. Make sure the following files are contained in the root directory:

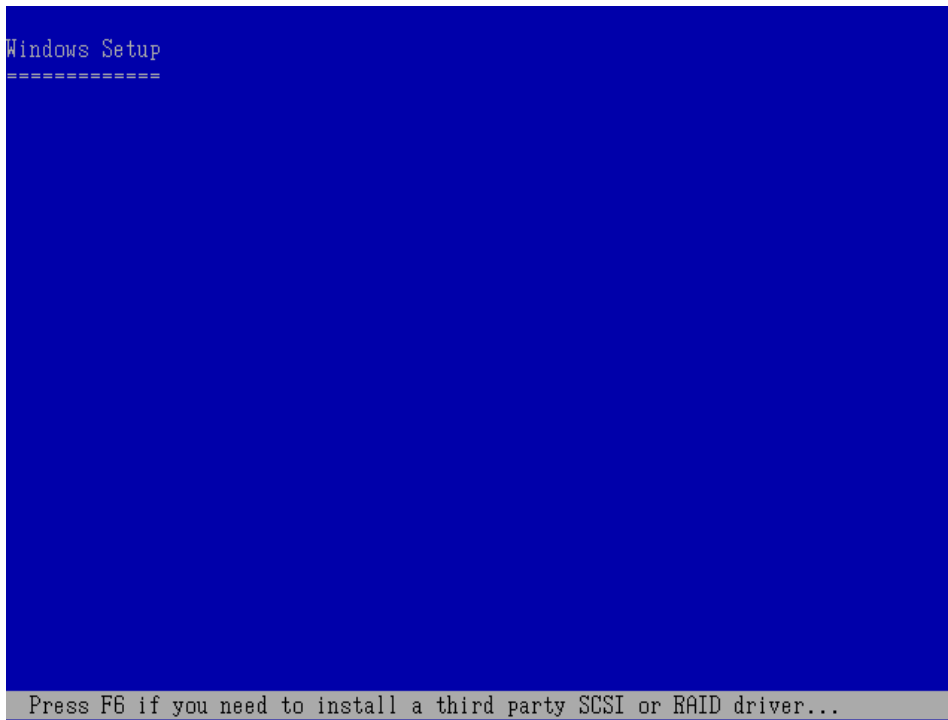


2. Connect the USB floppy drive and then boot up from the Microsoft® Windows XP® Professional/Home Edition Setup Disc to install operating system.

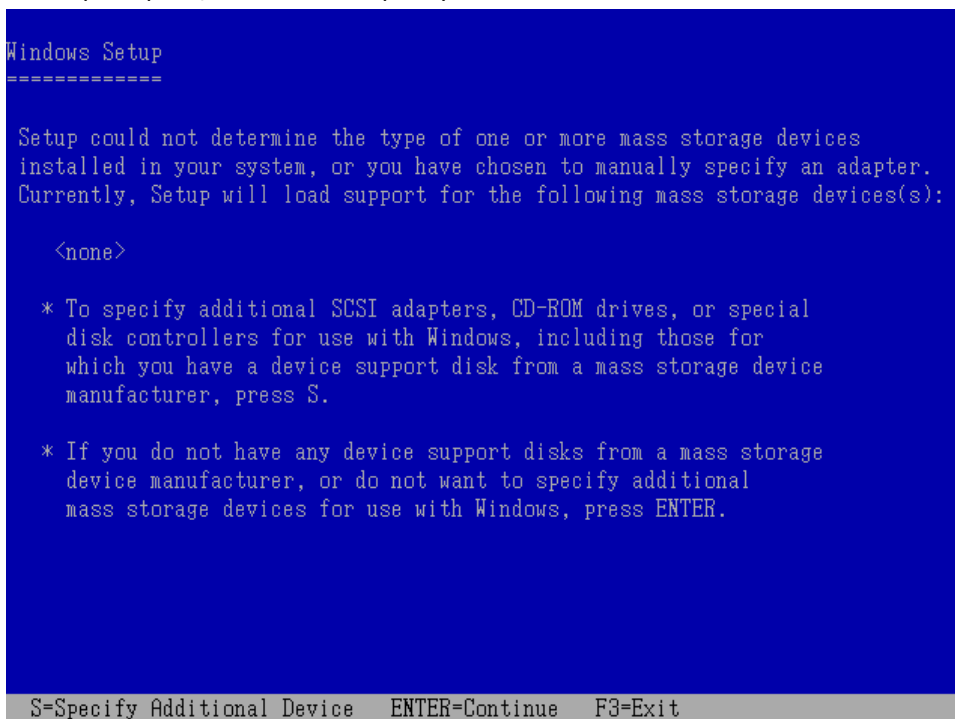
Setup is inspecting your computer's hardware configuration...



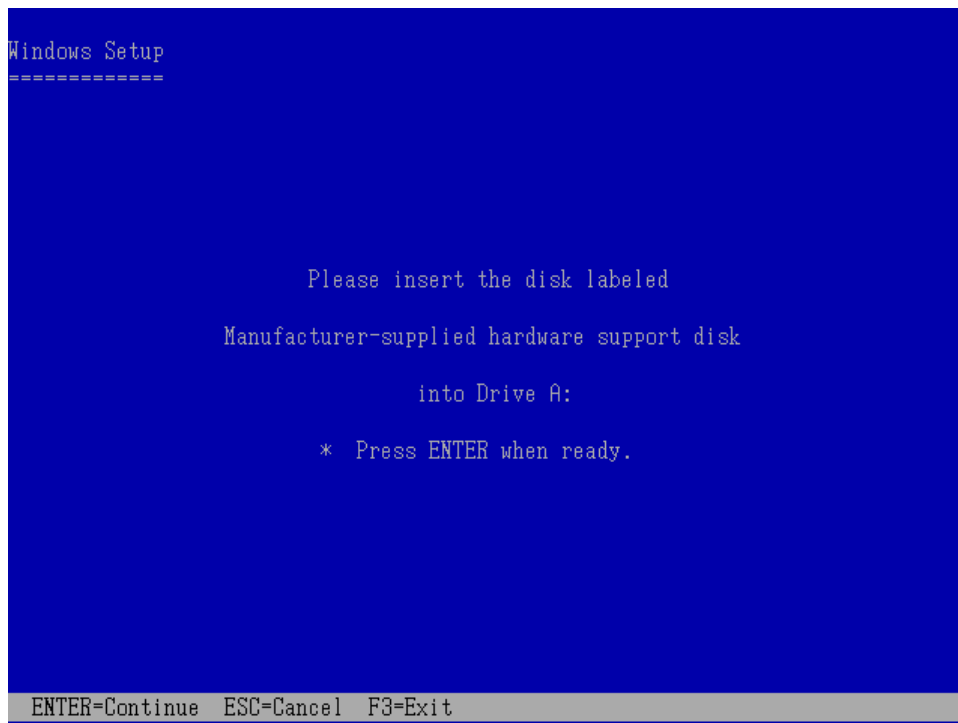
3. At the beginning of the operating system installation, press [F6] to install a third party SCSI or RAID driver.



4. When prompted, select 'S' to Specify Additional Device.

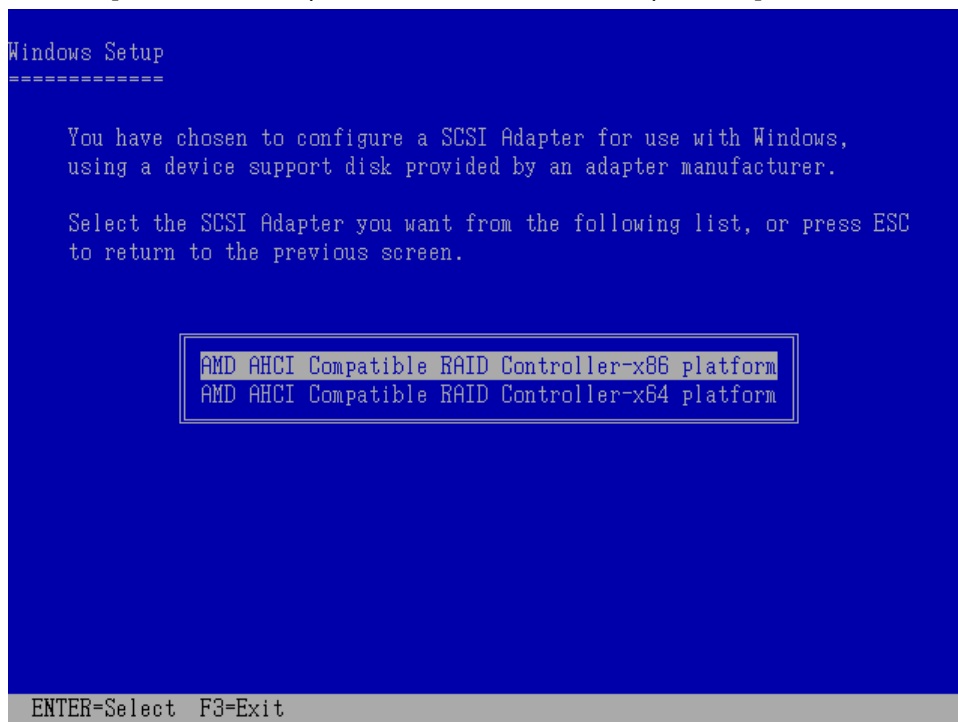


5. Insert the floppy diskette you created in step 1.



6. At this point you should be presented with a selection for one of the following controllers listed depending on your hardware version and configuration for AHCI Controllers:

- Select [AMD AHCI Compatible RAID Controller-x86 platform] for Windows XP 32-bit Edition
- Select [AMD AHCI Compatible RAID Controller-x64 platform] for Windows XP 64-bit Edition



7. Highlight the selection that is appropriate for the hardware in your system and press Enter.

8. Press Enter again to continue.

- Load [AMD AHCI Compatible RAID Controller-x86 platform] driver

```
Windows Setup
=====

Setup will load support for the following mass storage device(s):

    AMD AHCI Compatible RAID Controller-x86 platform

* To specify additional SCSI adapters, CD-ROM drives, or special
  disk controllers for use with Windows, including those for
  which you have a device support disk from a mass storage device
  manufacturer, press S.

* If you do not have any device support disks from a mass storage
  device manufacturer, or do not want to specify additional
  mass storage devices for use with Windows, press ENTER.

S=Specify Additional Device  ENTER=Continue  F3=Exit
```

- Load [AMD AHCI Compatible RAID Controller-x64 platform] driver

```
Windows Setup
=====

Setup will load support for the following mass storage device(s):

    AMD AHCI Compatible RAID Controller-x64 platform

* To specify additional SCSI adapters, CD-ROM drives, or special
  disk controllers for use with Windows, including those for
  which you have a device support disk from a mass storage device
  manufacturer, press S.

* If you do not have any device support disks from a mass storage
  device manufacturer, or do not want to specify additional
  mass storage devices for use with Windows, press ENTER.

S=Specify Additional Device  ENTER=Continue  F3=Exit
```

Leave the floppy diskette in the system until the next reboot as the software will need to be copied from the floppy diskette again when setup is copying files.

