




Impel™ 1.9mm Daughtercard - Right Angle Receptacle

	<u>Part Number and Description</u>		<u>Column Sizes</u>
	171750-ABCD = 2 pair		10, 12, 14, 16
	171990-ABCD = 3 pair		8, 10, 16
	171320-ABCD = 4 pair		6 (Guided Only), 8, 10, 16
	172010-ABCD = 5 pair		10, 16
171400-ABCD = 6 pair		8, 10, 16	
A	B	CD	
Module Type	Guided Key Position	Module Size (PTH)	
1 = Unguided (Lead-Free)	0 = No Key	20 = 10 Column (PTH = 0.36)	
3 = Guide Left (Lead-Free)	1 = A	22 = 12 Column (PTH = 0.36)	
5 = Guide Right (Lead-Free)	2 = B	24 = 14 Column (PTH = 0.36)	
	3 = C	26 = 16 Column (PTH = 0.36)	
	4 = D	36 = 6 Column (PTH = 0.36)	
	5 = E	38 = 8 Column (PTH = 0.36)	
	6 = F		
	7 = G		
	8 = H		


Impel™ 1.9mm Backplane - Vertical Header

	<u>Part Number and Description</u>		<u>Column Sizes</u>
	171745-ABCD = 2 pair		10, 12, 16
	171335-ABCD = 3 pair		8, 10, 16
	171315-ABCD = 4 pair		6 (Guided Only), 8, 10, 16
	172005-ABCD = 5 pair		10, 16
171395-ABCD = 6 pair		8, 10, 16	
A	B	C	D
Module Type	Module Size	Guided Key Position	Mating Pin Length (PTH)
1 = Unguided	1 = 10	0 = No Key	4 = 4.90mm (PTH = 0.46)
3 = Guide Left, Open Right	2 = 12	1 = A	5 = 5.50mm (PTH = 0.46)
5 = Guide Right, Open Left	3 = 6	2 = B	7 = 4.90mm (PTH = 0.36)
7 = Guide Left End Wall	6 = 16	3 = C	8 = 5.50mm (PTH = 0.36)
9 = Guide Right End Wall	8 = 8	4 = D	
		5 = E	
		6 = F	
		7 = G	
		8 = H	


Impel™ 3.0mm Daughtercard - Right Angle Receptacle

	<u>Part Number and Description</u>		<u>Column Sizes</u>
	171329-ABCD = 4 pair		6, 8, 10
	171760-ABCD = 6 pair		8, 12
A	B	CD	
Module Type	Guided Key Position	Module Size (PTH)	
1 = Unguided (Lead-Free)	0 = No Key	20 = 10 Column (PTH = 0.36)	
3 = Guide Left (Lead-Free)	1 = A	22 = 12 Column (PTH = 0.36)	
5 = Guide Right (Lead-Free)	2 = B	36 = 6 Column (PTH = 0.36)	
	3 = C	38 = 8 Column (PTH = 0.36)	
	4 = D		
	5 = E		
	6 = F		
	7 = G		
	8 = H		


Impel™ 3.0mm Backplane - Vertical Header

	<u>Part Number and Description</u>		<u>Column Sizes</u>
	171325-ABCD = 4 pair		6, 8, 10
	171755-ABCD = 6 pair		8, 12
A	B	C	D
Module Type	Module Size	Guided Key Position	Mating Pin Length (PTH)
1 = Unguided	1 = 10 Columns	0 = No Key	4 = 4.90mm (PTH = 0.46)
3 = Guide Left, Open Right	2 = 12 Columns	1 = A	5 = 5.50mm (PTH = 0.46)
5 = Guide Right, Open Left	3 = 6 Columns	2 = B	7 = 4.90mm (PTH = 0.36)
	8 = 8 Columns	3 = C	8 = 5.50mm (PTH = 0.36)
		4 = D	
		5 = E	
		6 = F	
		7 = G	
		8 = H	

Impel™ 2.35mm Orthogonal Daughtercard - Right Angle Receptacle

	<u>Part Number and Description</u>		<u>Column Sizes</u>
	171500-ABCD		12
A	B	CD	
Module Type	Guided Key Position	Module Size (PTH)	
1 = Unguided	0 = No Key	22 = 12 Column (PTH = 0.36)	
3 = Guide Left	1 = A		
5 = Guide Right	2 = B		
	3 = C		
	4 = D		
	5 = E		
	6 = F		
	7 = G		
	8 = H		

Impel™ 2.35mm Orthogonal - Mid-plane Header

	<u>Part Number and Description</u>		<u>Column Sizes</u>
	171495-ABCD = 6 Pair		12
A	B	C	D
Module Type	Module Size	Guided Key Position	Mating Pin Length (PTH)
0 = Type 'A' Unguided	2 = 12 Columns	0 = No Key	6 = 4.50mm (PTH = 0.36)
1 = Type 'B' Unguided		1 = A	7 = 4.90mm (PTH = 0.36)
2 = Type 'A' Guide Left		2 = B	8 = 5.50mm (PTH = 0.36)
3 = Type 'B' Guide Left		3 = C	
4 = Type 'A' Guide Right		4 = D	
5 = Type 'B' Guide Right		5 = E	
		6 = F	
		7 = G	
		8 = H	