

2018 U.S. WELLNESS SCREENINGS AND INCENTIVE OVERVIEW

U.S. BENEFITS
MARCH, 2017



SECURE CONNECTIONS
FOR A SMARTER WORLD



2018 Wellness Incentive

It's easy and it will save you money

- **Complete the wellness screening:**
 - **Physical/biometric screening** (lipid panel, glucose, blood pressure, weight, height and waist circumference & body fat) in one of three ways:
 1. Onsite at NXP during a screening session or
 2. LabCorp or
 3. Your healthcare provider
- Deadline for screening is Sept. 1, 2017 to earn your 2018 wellness incentive
- 2018 wellness incentive is a discount on your medical premiums in 2018
- **Don't miss your chance to be entered into a drawing for one of three grand prizes**



Wellness Screening Enhancements

- **New registration process** – we've partnered with Maxim Health Systems to administer screenings this year
- **Instant results** – new “finger stick” blood draw with your personalized results handed to you during your screening
- **Personalized coaching** – talk to a registered nurse during your screening session to discuss your results and steps you can take to improve your health, allocate about 15 minutes to complete your screening and coaching
- **Streamlined screening process** – the health assessment is optional, your blood work results are automatically imported into your health assessment after your screening session



Confidentiality – Protecting Your Data

- Maxim Health Systems provides the wellness screenings and protects your confidential medical information
- NXP will **never** see individual results - only aggregate results to assist in medical plan design
- Extensive Legal and IT reviews ensure that personal data remains safe, secure and confidential





What You Need to Know

Walk-in appointments

- Walk-in appointments will be **very** limited this year and on a first-come-first-serve basis. To ensure a spot, register online at <https://maximwellness.bioiq.com/register/nxp2017>

Who can participate

- All U.S. active employees eligible for NXP benefits
- Spouses/domestic partners that are enrolled in NXP medical

Don't miss your chance to win big!

- All U.S. employees who successfully earn the 2018 wellness incentive will get their name entered into a raffle for the chance to win one of three grand prizes

2018 Wellness Incentive

- It's too early for us to discuss the 2018 healthcare strategy, but we do know that wellness will continue as a key component
- Complete details will be communicated during Annual Enrollment for 2018



2017 Onsite Screening Schedule

Texas (Oak Hill) June 5, 8 & 9 June 19 – 22 July 10, 13 & 14 Texas (Ed Bluestein) June 6 & 7 June 23 July 11 & 12	Arizona (Chandler) April 3, 4, 6 & 7 April 17 – 21 May 30 – June 2 Arizona (Tempe) April 5
San Diego April 27 San Jose May 1 & 2	Detroit May 9

Snacks provided at all screenings!



Wellness Screening Registration

Register at

<https://maximwellness.bioiq.com/register/nxp2017>

Sign up for one of three screening options:

- Onsite screening
- LabCorp
- Physician Results Form

Then after your screening...

- Complete your **optional** Health Assessment by logging in or creating an account at <https://nxp.activewellnesscenter.com>



SUPPORT

LOGIN

MENU

Please enter your registration information

Unique ID:

Employees, enter last 4 SSN with YOUR DOB (MMDDYYYY). Spouses, enter employee's last 4 SSN with YOUR DOB (MMDDYYYY). I.E. employee's SSN is 8989 & spouse DOB is 3/31/1965, enter 898903311965. Select YOUR DOB in the drop down box.

Date of Birth:

Click to Continue


Already registered and want to [edit your screening option?](#)



Wellness Screening Registration Tips

Employee Unique ID

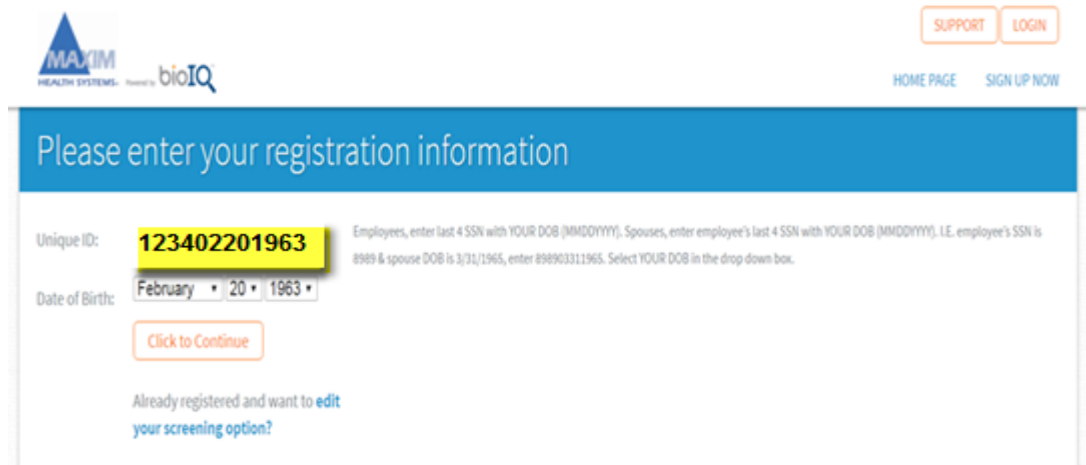
Employee Unique ID is the last 4 digits of your Social Security number (SSN) followed by your month, day and year of birth in MMDDYYYY format. I.E. if your last 4 SSN is 1234 and your DOB is 1/15/1960, enter 123401151960. Then select your DOB in the drop-down.



The screenshot shows the registration page for MAXIM bioIQ. At the top, there are links for SUPPORT and LOGIN, and a SIGN UP NOW button. The main heading is "Please enter your registration information". The form fields are: Unique ID: 123401151960 (highlighted in yellow), Date of Birth: January 15 1960 (with dropdown menus). Below the fields is a "Click to Continue" button. A note at the bottom says "Already registered and want to edit your screening option?".

Spouse/Domestic Partner Unique ID

Use the NXP Employee's last 4 SSN and the spouse/domestic partner's DOB in MMDDYYYY format. I.E. if the employee's last 4 SSN is 1234 and the spouse/domestic partner's DOB is 2/20/1963, enter 123402201963. Then the spouse/domestic partner would select his/her DOB in the drop-down.



The screenshot shows the registration page for MAXIM bioIQ. At the top, there are links for SUPPORT and LOGIN, and a SIGN UP NOW button. The main heading is "Please enter your registration information". The form fields are: Unique ID: 123402201963 (highlighted in yellow), Date of Birth: February 20 1963 (with dropdown menus). Below the fields is a "Click to Continue" button. A note at the bottom says "Already registered and want to edit your screening option?".





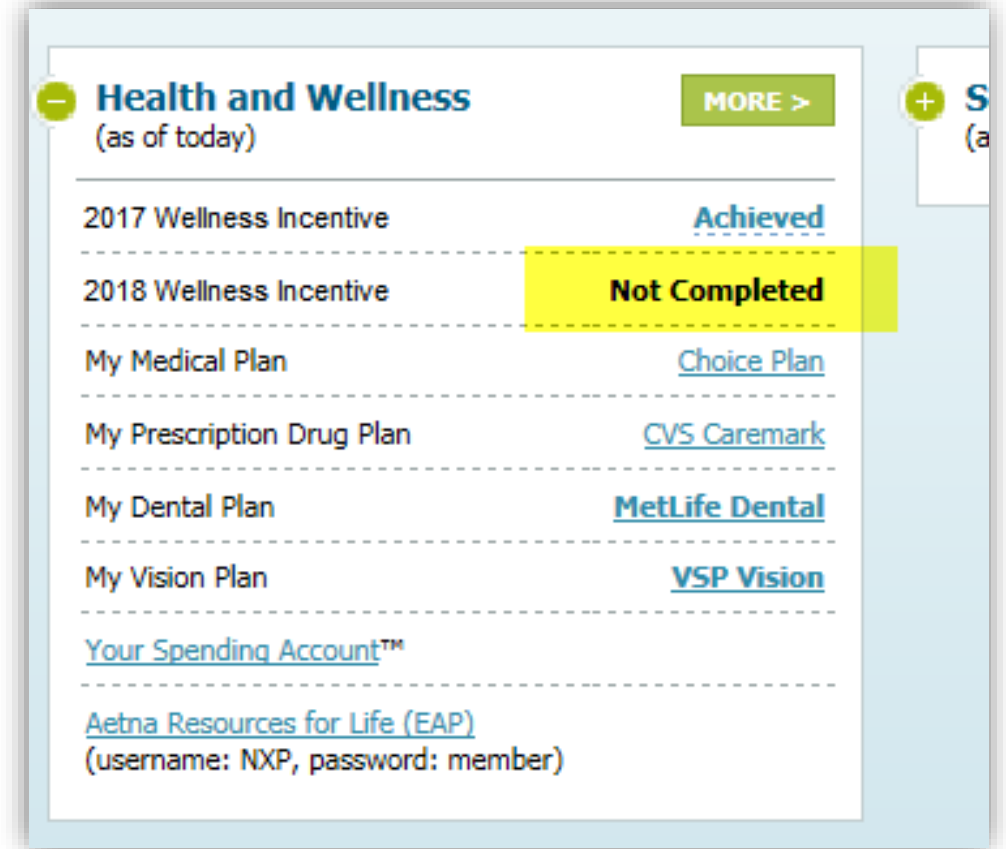
Optional Health Assessment

- Complete the optional online Health Assessment (HA) before or after your screening event and your blood work result will be automatically imported into your account
- After your screening, follow these registration instructions:
 - Log on or create your account at <https://nxp.activewellnesscenter.com/>
 - Under 'First Time User', 'Click here to sign up'.
 - Follow the steps provided to complete the 'Account Setup' and 'Member Information Sections'.
 - Choose your NXP location from the drop down box
 - Note: If you are a spouse and/or domestic partner, please select 'Spouse/Domestic Partner'
 - If your location is not listed, please select 'Remote'
 - Upon log in, click on the Health Assessment link on the dashboard to begin your optional Health Assessment.

Wellness Screening Confirmation

To confirm your wellness screening incentive status:

- Visit NXP Rewards at www.nxp.com/rewards
- Your incentive status will be updated approx. 5 weeks after your screening



The screenshot displays a user interface for 'Health and Wellness' with a 'MORE >' button. It lists various wellness incentives and plans with their current status. The '2018 Wellness Incentive' is highlighted in yellow with the status 'Not Completed'. Other items include '2017 Wellness Incentive' (Achieved), 'My Medical Plan' (Choice Plan), 'My Prescription Drug Plan' (CVS Caremark), 'My Dental Plan' (MetLife Dental), and 'My Vision Plan' (VSP Vision). At the bottom, there is a link for 'Your Spending Account™' and 'Aetna Resources for Life (EAP)' with login credentials (username: NXP, password: member).

Item	Status
2017 Wellness Incentive	Achieved
2018 Wellness Incentive	Not Completed
My Medical Plan	Choice Plan
My Prescription Drug Plan	CVS Caremark
My Dental Plan	MetLife Dental
My Vision Plan	VSP Vision

[Your Spending Account™](#)

[Aetna Resources for Life \(EAP\)](#)
(username: NXP, password: member)

Helpful Information

- ✓ Wellness Screening Registration: <https://maximwellness.bioiq.com/register/nxp2017>
- ✓ Health Assessment: <https://nxp.activewellnesscenter.com>
- ✓ Reschedule or check results: <https://maximwellness.bioiq.com/login>
- ✓ Frequently Asked Questions (FAQs): <http://www.nxp.com/docs/en/company-information/benefits/2018-Wellness-Incentive-EE-Overview.pdf>
- ✓ Contact Maxim: support@bioiq.com or 877-862-4647
- ✓ Verify Incentive Status at www.nxp.com/rewards



SECURE CONNECTIONS
FOR A SMARTER WORLD