


Wireless Components



www.yageo.com

About Yageo



Founded in 1977, the Yageo Corporation has become a world-class provider of passive component services with capabilities on a global scale, including production and sales facilities in Asia, Europe and the Americas.

Yageo currently ranks as the world No.1 in chip-resistors, No. 3 in MLCCs and No. 4 in ferrite products, with a strong global presence: 21 sales offices in 15 countries, 9 production sites, 8 JIT logistic hubs, and 2 R&D centers worldwide. Ferroxcube and Vitrohm, who produce ferrites and leaded resistors, are also a part of the Yageo group.

We support our customers with extensive literature including datasheets, brochures and application notes, which are also available electronically on our website at: www.yageo.com

Table of Contents











Introduction.....	3
Applications.....	5
Product Information	11



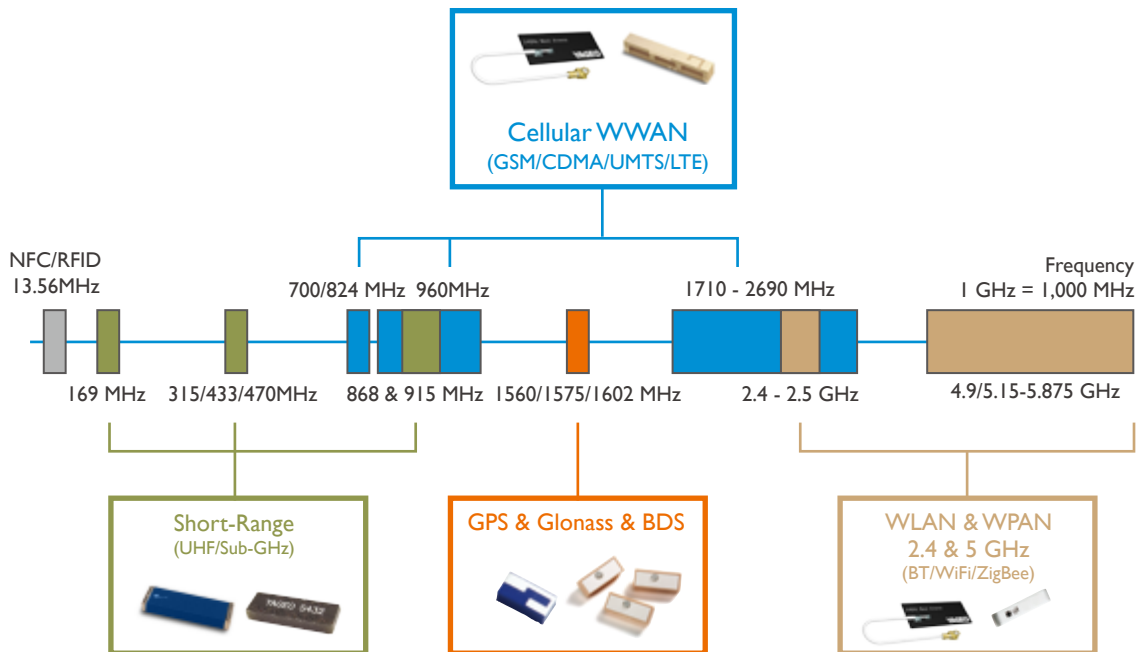
Introduction

Yageo produces a comprehensive range of wireless components, including metal/PCB/FPCB antenna, patch antenna (ceramic bulk), active antenna (LNA circuit), chip antenna, and RF components (filter/balancer). We also provide customization service to meet specific requirements.

Our products cover a wide variety of wireless communication protocols, including Bluetooth & IEEE 802.11b/g, WPAN (Wireless Personal Area Network), WLAN (Wireless Local Area Network), WMAN (Wireless Metropolitan Area Network), WWAN (Wireless Wide Area Network) and LTE (Long Term Evolution).

Antenna				
				
Metal	PCB	FPCB	Chip	Patch
LTCC Balun/Filter/Balun+Filter (Combo)/X2Y				
				
Balun	Filter	Diplexer	Balun + Filter	X2Y Filter

Yageo Antenna Portfolio



Portable devices, home appliances, industrial/medical equipment will be equipped with wireless connectivity for Peer-to-Peer data exchange. More wireless components are needed.



Key features of wireless components:

Compact

- Maximize performance with the smallest size required
- The smallest 2.4/5 GHz antenna: PCB 18.4x7.5 mm / LTCC 2x1.25 mm

Multi-Band & High Efficiency

- WWAN: Quad-band (850/900/1800/1900 MHz) to Penta-band (850/900/1800/1900/2100 MHz)
- Support 4G cellular network LTE 700 MHz (Band 12, 13, 17), 2300/2600 MHz
- Multi-band 2.3/2.4/2.7 & 5 GHz supporting WLAN/WiMAX/LTE
- Operating in dual navigational systems GPS & Glonass: 1575 – 1602 MHz
- ISM bands (169/315/433/868MHz)

High Reliability

- Operating temperature range: -40°C ~ 105°C
- Operating humidity 95% RH at 40°C
- Vibration verification

Easy Installation

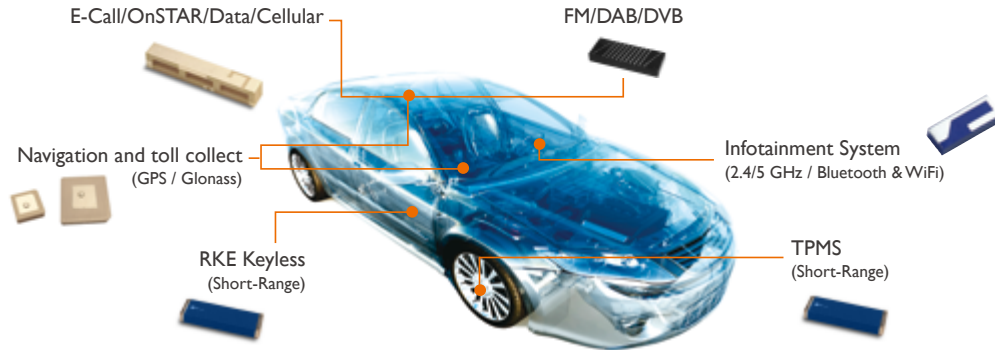
- Reliable adhesive tape, surface mount, and flexible cable/connector selection

Applications

Yageo's broad product offering of wireless components targets key vertical markets, such as: automotive, smart meter, smart home, wireless networking devices, tablet and mobile phones, and navigation & tracker, etc.

Automotive

Innovative electronic design is essential to meet the stringent requirements of automotive market. The applications cover: TPMS (Tyre Pressure Monitoring Systems), infotainment and navigation systems, Bluetooth connectivity, telematics.



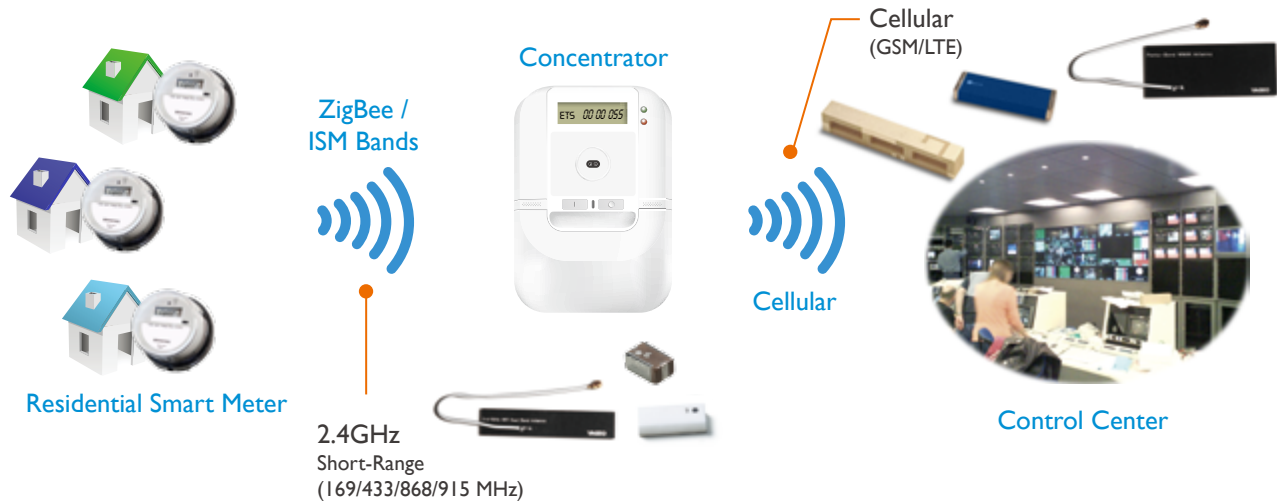
Product Series	Part Number (new)	Part Number (old)	Frequency range (MHz)	Gain	Size (mm)	Assembly
Cellular WWAN	ANT2112A010B0918A	CAN4313284109181B	824~960/ 1710~1990	0~1 dBi	21*12*0.5	SMD
	ANT3505B000TWPEN3	CAN4313449009181B	824~960 /1710~2170	2.9 dBi	35*5*6	SMD
	ANTX100P001BVW/PEN3	-	824~960/ 1710~2170	4.2 dBi	50*20*0.55	I-PEX dia 1.13, 100mm
2.4 GHz	ANT1204F001R2400A	CAN4311059012451K	2400~2500	6.66 dBi	12*4*2	SMD
	ANT3216LL00R2400A	CAN4311712002453K	2400~2500	5 dBi	3.2*1.6*1.3	SMD
	ANT3216A063R2400A	CAN4311212632453K	2400~2500	1.69 dBi	3.2*1.6*0.5	SMD
	ANT2012LL13R2400A	CAN4311714132454K	2400~2500	2.72 dBi	2.0*1.2*1	SMD
	ANTX200P001B24003	-	2400~2500	4.8 dBi	18.4*7.5*0.55	I-PEX dia 1.13, 200mm
GPS	ANT1515B00BT1575A	CAN43134230B1581B	1575	1.5 dBic	15*15*4	SMD
	ANT1818B00FT1575A	CAN43134240F1581B	1575	4 dBic	18*18*4	Pin Solder
	ANT2525B00BT1575A	CAN43134250B1581B	1575	5.5 dBic	25*25*4	SMD
GPS+Glonass	ANT1818B00BT1516A	CAN43134240B1561B	1575 / 1602	1.89 / 2.59 dBi	18*18*4	SMD
	ANT1818B00DT1516A	CAN43134240D1561B	1575 / 1602	2.65 / 2.79 dBi	18*18*4	Pin Solder
	ANT2525B00BT1516A	CAN43134250B1561B	1575 / 1602	3.44 / 4.10 dBi	25*25*4	SMD
	ANT2525B00DT1516A	CAN43134250D1561B	1575 / 1602	3.5 / 3.8 dBi	25*25*4	Pin Solder
Active GPS	ANT1212JB27B1575A	CAN4313322271581B	1575	25 dB	12*12*6.5	Connector
	ANT1818JB30B1575A	CAN4313324301581B	1575	25 dB	18*18*7.1	Connector
	ANT2525JB08B1575A	CAN4313325081581B	1575	16 dB	25*25*7.5	Connector
	ANT1606JB12B1575A	CAN4313346121581B	1575	20 dB	20*6*6.4	Connector
Active GPS+Glonass	ANT8010JLC1B1516A	CAN4313981C11561B	1575 / 1602	20/20 dB	22*6*1.9	Connector
ISM Bands	ANT1204LL05R0915A	CAN4311759050911K	915	3.32	12*4*1.6	SMD
	ANT1204LL08R0870A	CAN4311759080871K	870	0.5	12*4*1.6	SMD
	ANT7020LL05R0870A	CAN4311772050872K	870	N/A	7.0*2.0*0.7	SMD
	ANT1204LL20R0433A	CAN4311759200431K	433	0.83	12*4*1.2	SMD
	ANT1204LL20R0315A	CAN4311759200311K	315	N/A	12*4*1.2	SMD
	ANT2405F001R0169A	CAN4311050010162K	169	N/A	24*5*1.2	SMD
SDARS	ANT2020B00FT2300A	CAN43134259F2301B	2320~2345	N/A	20*20*4	Pin Solder
FM	ANT2405F001R0098A	CAN4311050010882K	88~108	N/A	24*5*1.6	SMD



Smart Meter

The smart grid is currently one of the fastest growing areas for the electricity supply industry. Smart grid systems and smart metering devices are secure, economical, and gaining ground throughout the world.

Regardless of which standards and technologies prevail in the long run, the key elements for smart meters will remain the components needed to construct the devices.



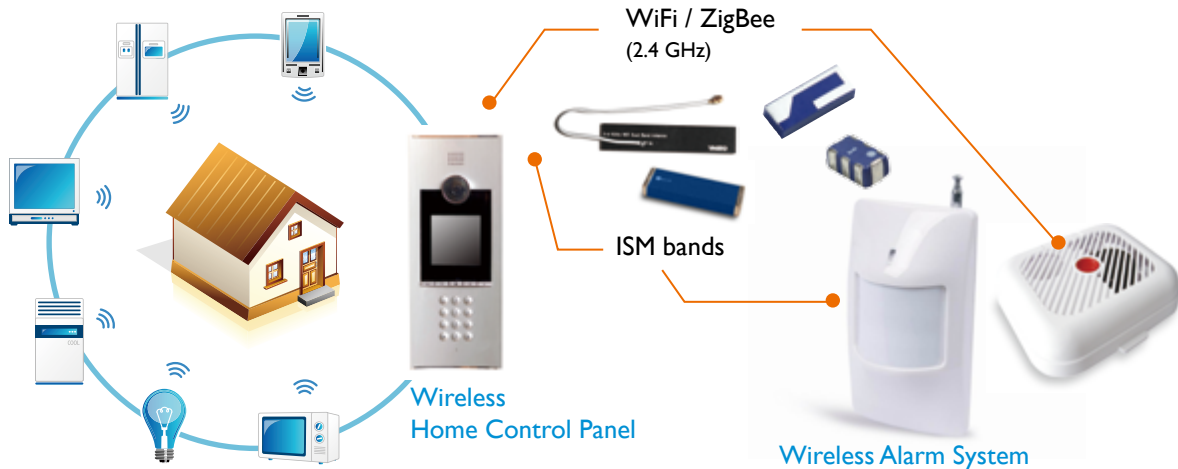
Product Series	Part Number (new)	Part Number (old)	Frequency range (MHz)	Gain (dBi)	Size (mm)	Assembly
Cellular WWAN	ANT2112A010B0918A	CAN4313284109181B	824~960/ 1710~1990	0~1	21*12*0.5	SMD
	ANT3505B000TVPENA	CAN4313449009181B	824~960 /1710~2170	2.9	35*5*6	SMD
	ANT1204LL00R0918A	CAN4311759009181K	900/1800	N/A	12*4*1.2	SMD
	ANTX100P001BWPEN3	-	824~960/ 1710~2170	4.2	50*20*0.55	I-PEX dia 1.13, 100mm
2.4 GHz	ANT1204F001R2400A	CAN4311059012451K	2400~2500	6.66 dBi	12*4*2	SMD
	ANT3216LL00R2400A	CAN4311712002453K	2400~2500	5 dBi	3.2*1.6*1.3	SMD
	ANT3216A063R2400A	CAN4311212632453K	2400~2500	1.69 dBi	3.2*1.6*0.5	SMD
	ANT2012LL13R2400A	CAN4311714132454K	2400~2500	2.72 dBi	2.0*1.2*1	SMD
	ANTX200P001B24003	-	2400~2500	4.8 dBi	18.4*7.5*0.55	I-PEX dia 1.13, 200mm
ISM Bands	ANT1204F005R0915A	CAN4311059050911K	915	1.59	12*4*1.6	SMD
	ANT1204F007R0870A	CAN4311059070871K	870	1.67	12*4*1.6	SMD
	ANT1204F002R0433A	CAN4311059020431K	433	0.79	12*4*1.6	SMD
	ANT1204F002R0315A	CAN4311059020311K	315	N/A	12*4*1.6	SMD
	ANT2405F001R0169A	CAN4311050010162K	169	N/A	24*5*1.2	SMD

Product Series	Part Number (new)	Part Number (old)	I.L (dB)	Attenuation I (dB)(min) @25°C	Attenuation II (dB)(min) @25°C
BPF	BPF2012LL03R2400A	CFL4111714032454K	2.0	40dB @ 1000~1600MHz	40dB @ 4900MHz
	BPF1608LM02R2400A	CFL4111515022454K	1.7	20dB @ 1710~1990 MHz	8.5dB @ 2170 MHz
LPF	LPF1608LL53R2400A	CFL4111715532454K	0.48	35dB @ 4800~5000 MHz	27dB @ 7200~7500 MHz

Product Series	Part Number (new)	Part Number (old)	I.L (dB)	Balance Impedance	Attenuation I (dB) (min) @25°C
Balun	BLN2012LL00R2400A	CBA4711714002454K	1.3	50Ω	-
	BLN1608LL01R2400A	CBA4711715012454K	1.1	100Ω	-
Combo	BLF2012LL98R2400A	CBA4711714982454K	3.5	Conjugate match to CSR BC03/04 series	25dB (Min) @1300~1600MHz

Smart Home

The home area network (HAN) refers to the ecosystem of devices within the home that are connected to the smart grid through a smart meter, through a home energy gateway, or directly in some cases. Some examples of these devices are in-home displays (IHDs) for power-consumption monitoring, smart appliances that respond to time-of-use pricing signals, smart thermostats that cycle the air conditioning in response to peak-load-reduction signaling from the utilities, or smart plugs that can monitor power consumption and control appliances.



Product Series	Part Number (new)	Part Number (old)	Frequency range (MHz)	Gain (dBi)	Size (mm)	Assembly
2.4 GHz	ANT1204F001R2400A	CAN4311059012451K	2400~2500	6.66 dBi	12*4*2	SMD
	ANT3216LL00R2400A	CAN4311712002453K	2400~2500	5 dBi	3.2*1.6*1.3	SMD
	ANT3216A063R2400A	CAN4311212632453K	2400~2500	1.69 dBi	3.2*1.6*0.5	SMD
	ANT2012LL13R2400A	CAN4311714132454K	2400~2500	2.72 dBi	2.0*1.2*1	SMD
	ANTX200P001B24003	-	2400~2500	4.8 dBi	18.4*7.5*0.55	I-PEX dia 1.13, 200mm
ISM Bands	ANT1204F005R0915A	CAN4311059050911K	915	1.59	12*4*1.6	SMD
	ANT1204F007R0870A	CAN4311059070871K	870	1.67	12*4*1.6	SMD
	ANT1204F002R0433A	CAN4311059020431K	433	0.79	12*4*1.6	SMD
	ANT1204F002R0315A	CAN4311059020311K	315	N/A	12*4*1.6	SMD
	ANT2405F001R0169A	CAN4311050010162K	169	N/A	24*5*1.2	SMD

Product Series	Part Number (new)	Part Number (old)	I.L (dB)	Balance Impedance	Attenuation I (dB) (min) @25°C
Balun	BLN2012LL00R2400A	CBA4711714002454K	1.3	50Ω	-
	BLN1608LL01R2400A	CBA4711715012454K	1.1	100Ω	-
Combo	BLF2012LL98R2400A	CBA4711714982454K	3.5	Conjugate match to CSR BC03/04 series	25dB (Min) @1300~1600MHz

Product Series	Part Number (new)	Part Number (old)	I.L (dB)	Attenuation I (dB) (min) @25°C	Attenuation II (dB) (min) @25°C
BPF	BPF2012LL03R2400A	CFL4111714032454K	2.0	40dB @ 1000~1600MHz	40dB @ 4900MHz
	BPF1608LM02R2400A	CFL4111515022454K	1.7	20dB @ 1710~1990 MHz	8.5dB @ 2170 MHz
LPF	LPF1608LL53R2400A	CFL4111715532454K	0.48	35dB @ 4800~5000 MHz	27dB @ 7200~7500 MHz



Tablet and Mobile Phone

Tablet PC and mobile phones are an A/V entertainment system, communications control center and important instrument of individual expression. They feature ease of use, long battery life, mobility, ability to multi-task, instant on/off and substantial breadth of applications.



Product Series	Part Number (new)	Part Number (old)	Frequency range (MHz)	Gain	Size (mm)	Assembly
2.4 GHz	ANT1204F001R2400A	CAN4311059012451K	2400~2500	6.66 dBi	12*4*2	SMD
	ANT3216LL00R2400A	CAN4311712002453K	2400~2500	5 dBi	3.2*1.6*1.3	SMD
	ANT3216A063R2400A	CAN4311212632453K	2400~2500	1.69 dBi	3.2*1.6*0.5	SMD
	ANT2012LL13R2400A	CAN4311714132454K	2400~2500	2.72 dBi	2.0*1.2*1	SMD
	ANTX200P001B24003	-	2400~2500	4.8 dBi	18.4*7.5*0.55	I-PEX dia 1.13, 200mm
2.4/5 GHz	ABT1003LL15R2455A	CAN4311756152521K	2400~2500/ 5150~5875	2.45 / 1.55 dBi	1.0*3.2*1.6	SMD
	ANT5320LL04R2455A	CAN4311753042522K	2400~2500/ 5150~5875	2.72 / 3.85 dBi	5.3*2.0*1.4	SMD
	ANT5320LL24R2455A	CAN4311753242522K	2400~2500/ 5150~5875	2.17 / 3.51 dBi	5.3*2.0*1.2	SMD
	ANTX100P001B24553	-	2400~2500/ 5150~5875	5.1 dBi	50*10*0.9	I-PEX dia 1.13, 200mm
GPS	ANT5320LL14R1575A	CAN4311753141582K	1575	3.16 dBi	5.3*2.0*1.2	SMD
	ANT3216LL15R1575A	CAN4311712151583K	1575	7.32 dBi	3.2*1.6*1.2	SMD
GPS+Glonass	ANT8010LL05R1516A	CAN4311781051563K	1575 / 1602	1.53/1.69 dBi	8.0*1.0*1.0	SMD
	ANT5320LL14R1516A	CAN4311751451562K	1575 / 1602	1.45/1.46 dBi	5.3*2.0*1.2	SMD
Active GPS+Glonass	ANT8010JLC1B1516A	CAN4313981C11561B	1575 / 1602	20/20 dBi	22*6*1.9	Connector

Product Series	Part Number (new)	Part Number (old)	I.L (dB)	Attenuation I (dB) (min) @25°C	Attenuation II (dB) (min) @25°C
BPF	BPF2012LL03R2400A	CFL4111714032454K	2.0	40dB @ 1000~1600MHz	40dB @ 4900MHz
	BPF2012LM47R2400A	CFL4111514472454K	1.8	35dB @ 1710~1990 MHz	30dB @ 2110~2170 MHz
	BPF1608LM02R2400A	CFL4111515022454K	1.7	20dB @ 1710~1990 MHz	8.5dB @ 2170 MHz
	BPF1608LM07R2400A	CFL4111515072454K	3.2	40dB @ 1920~1990 MHz	35dB @ 2110~2170 MHz
	BPF1608LM17R2400A	CFL4111515172454K	2.7	35dB @ 1920~1990 MHz	25dB @ 2110~2170 MHz
Diplexer	DPX2012LL85R2455A	CFL4111714852524K	Low : 0.7 High: 0.9	20dB @ 2400~2500MHz	20dB @ 4800~5900MHz
	DPX1608LL87R1524A	CFL4111715871524K	Low : 0.6 High: 0.7	15dB @ 2400~2500MHz	15dB @ 1575~1610MHz

Wireless Networking Device

A wireless networking device can be best defined as a network device used to connect terminal device without cables, normally through radio signals.

Some examples of a common wireless networking device are a wireless router / gateway, Set-Top-Box, and Femtocell.



Product Series	Part Number (new)	Part Number (old)	Frequency range (MHz)	Gain (dBi)	Size (mm)	Assembly
Cellular WWAN	ANT2112A010B0918A	CAN4313284109181B	824~960/ 1710~1990	0~1	21*12*0.5	SMD
	ANT3505B000TWPENA	CAN4313449009181B	824~960 /1710~2170	2.9	35*5*6	SMD
	ANT1204LL00R0918A	CAN4311759009181K	900/1800	N/A	12*4*1.2	SMD
	ANTX100P001BWPEN3	-	824~960/ 1710~2170	4.2	50*20*0.55	I-PEX dia 1.13, 100mm
2.4 GHz	ANT1204F001R2400A	CAN4311059012451K	2400~2500	6.66 dBi	12*4*2	SMD
	ANT3216LL00R2400A	CAN4311712002453K	2400~2500	5 dBi	3.2*1.6*1.3	SMD
	ANT3216A063R2400A	CAN4311212632453K	2400~2500	1.69 dBi	3.2*1.6*0.5	SMD
	ANT2012LL13R2400A	CAN4311714132454K	2400~2500	2.72 dBi	2.0*1.2*1	SMD
	ANTX200P001B24003	-	2400~2500	4.8 dBi	18.4*7.5*0.55	I-PEX dia 1.13, 200mm
2.4/5 GHz	ABT1003LL15R2455A	CAN4311756152521K	2400~2500/ 5150~5875	2.45 / 1.55 dBi	1.0*3.2*1.6	SMD
	ANT5320LL04R2455A	CAN4311753042522K	2400~2500/ 5150~5875	2.72 / 3.85 dBi	5.3*2.0*1.4	SMD
	ANT5320LL24R2455A	CAN4311753242522K	2400~2500/ 5150~5875	2.17 / 3.51 dBi	5.3*2.0*1.2	SMD
	ANTX100P001B24553	-	2400~2500/ 5150~5875	5.1 dBi	50*10*0.9	I-PEX dia 1.13, 200mm

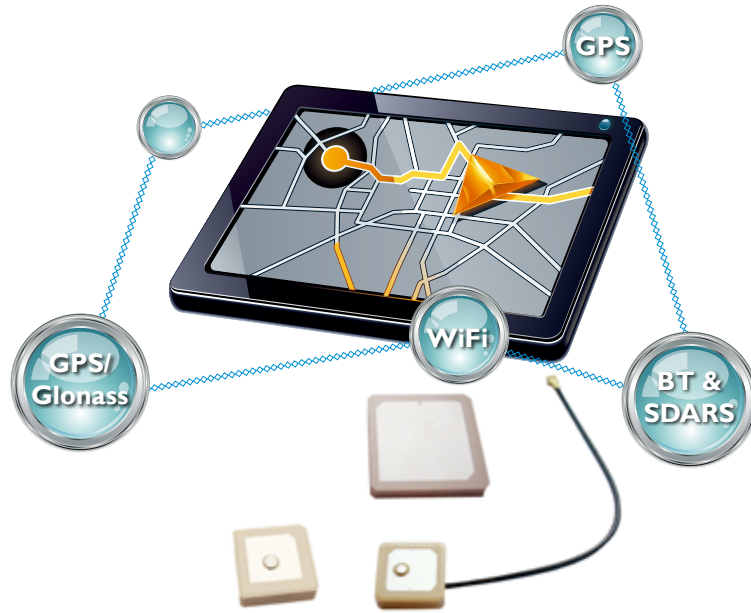
Product Series	Part Number (new)	Part Number (old)	I.L (dB)	Attenuation I (dB) (min) @25°C	Attenuation II (dB) (min) @25°C
BPF	BPF2012LL03R2400A	CFL4111714032454K	2.0	40dB @ 1000~1600MHz	40dB @ 4900MHz
	BPF2012LL01R5000A	CFL4111714015004K	1.5	30dB @1280~3000 MHz	25dB @ 3300~4000 MHz
	BPF1608LM02R2400A	CFL4111515022454K	1.7	20dB @ 1710~1990 MHz	8.5dB @ 2170 MHz
	BPF1608LM11R2400A	CFL4111515112454K	1.8	20dB @ 1710~1990 MHz	6.5dB @ 2110~2170 MHz
	LPF	LPF1608LL53R2400A	CFL4111715532454K	0.48	35dB @ 4800~5000 MHz
Diplexer	DPX2012LL85R2455A	CFL4111714852524K	Low : 0.7 High: 0.9	20dB @ 2400~2500MHz	20dB @ 4800~5900MHz

Product Series	Part Number (new)	Part Number (old)	I.L (dB)	Balance Impedance	Attenuation II (dB) (min) @25°C
Balun	BLN2012LL00R2400A	CBA4711714002454K	1.3	50Ω	-
	BLN1608LL01R2400A	CBA4711715012454K	1.1	100Ω	-



Navigation and Tracker

Though navigation and tracker are all related to GPS system and can be applied to vehicles, their purposes are different. Navigation is just like a road guide to tell you the right direction to your destination while GPS tracking device is mainly used for accurate location to make sure the target security.



Product Series	Part Number (new)	Part Number (old)	Frequency range (MHz)	Gain	Size (mm)	Assembly
2.4 GHz	ANT1204F001R2400A	CAN4311059012451K	2400~2500	6.66 dBi	12*4*2	SMD
	ANT3216LL00R2400A	CAN4311712002453K	2400~2500	5 dBi	3.2*1.6*1.3	SMD
	ANT3216A063R2400A	CAN4311212632453K	2400~2500	1.69 dBi	3.2*1.6*0.5	SMD
	ANT2012LL13R2400A	CAN4311714132454K	2400~2500	2.72 dBi	2.0*1.2*1	SMD
	ANTX200P001B24003	-	2400~2500	4.8 dBi	18.4*7.5*0.55	I-PEX dia 1.13, 200mm
2.4/5 GHz	ABT1003LL15R2455A	CAN4311756152521K	2400~2500/ 5150~5875	2.45 / 1.55 dBi	1.0*3.2*1.6	SMD
	ANT5320LL24R2455A	CAN4311753242522K	2400~2500/ 5150~5875	2.17 / 3.51 dBi	5.3*2.0*1.2	SMD
GPS	ANT5320LL14R1575A	CAN4311753141582K	1575	3.16 dBi	5.3*2.0*1.2	SMD
	ANT3216LL15R1575A	CAN4311712151583K	1575	7.32 dBi	3.2*1.6*1.2	SMD
	ANT1515B00BT1575A	CAN43134230B1581B	1575	1.5 dBic	15*15*4	SMD
	ANT1818B00FT1575A	CAN43134240F1581B	1575	4 dBic	18*18*4	Pin Solder
	ANT2525B00BT1575A	CAN43134250B1581B	1575	5.5 dBic	25*25*4	SMD
GPS+Glonass	ANT8010LL05R1516A	CAN4311781051563K	1575 / 1602	1.53/1.69 dB	8.0*1.0*1.0	SMD
	ANT5320LL14R1516A	CAN4311751451562K	1575 / 1602	1.45/1.46 dB	5.3*2.0*1.2	SMD
	ANT1818B00BT1516A	CAN43134240B1561B	1575 / 1602	1.89 / 2.59 dBi	18*18*4	SMD
	ANT2525B00DT1516A	CAN43134250D1561B	1575 / 1602	3.5 / 3.8 dBi	25*25*4	Pin Solder
Active GPS	ANT1212JB27B1575A	CAN4313322271581B	1575	25 dB	12*12*6.5	Connector
	ANT1818JB30B1575A	CAN4313324301581B	1575	25 dB	18*18*7.1	Connector
	ANT2525JB08B1575A	CAN4313325081581B	1575	16 dB	25*25*7.5	Connector
	ANT1606JB12B1575A	CAN4313346121581B	1575	20 dB	20*6*6.4	Connector
Active GPS+Glonass	ANT8010JLC1B1516A	CAN4313981C11561B	1575 / 1602	20/20 dB	22*6*1.9	Connector
SDARS	ANT2020B00FT2300A	CAN43134259F2301B	2320~2345	N/A	20*20*4	Pin Solder

Product Information



2.4/5 GHz

2.4 GHz			
Model	Part No./ Description	Electrical Data	Mechanical Data
	ANT1204F001R2400A / CAN4311059012451K 1204 2.4GHz PIFA Chip Antenna	Freq. Range: 2400~2500 MHz VSWR * : 2.0 (Max) Polarization: Linear Peak Gain : 6.66 dBi(Typ.)	Size (mm) : 12*4*2.0 Operating Temp.: -40 ~ 105°C RoHS Compliance
	ANT8010LL04R2400A / CAN4311781042453K 8010 2.4GHz Monopole Chip Antenna	Freq. Range: 2400~2500 MHz VSWR * : 2.0 (Max) Polarization: Linear Peak Gain : 5.88 dBi(Typ.)	Size (mm) : 8.0*1.0*1.0 Operating Temp.: -40 ~ 105°C RoHS Compliance
	ANT7836A003R2400A / CAN4311278032451K 7836 2.4GHz Monopole Chip Antenna	Freq. Range: 2400~2500 MHz VSWR * : 2.0 (Max) Polarization: Linear Peak Gain : 3.93 dBi dBi(Typ.)	Size (mm) : 7.8*3.6*0.5 Operating Temp.: -40 ~ 105°C RoHS Compliance
	ANT5320LL45R2400A / CAN4311753452451K 5320 2.4GHz Monopole Chip Antenna	Freq. Range: 2400~2500 MHz VSWR * : 2.0 (Max) Polarization: Linear Peak Gain : 5.5 dBi dBi(Typ.)	Size (mm) : 5.3*2.0*1.2 Operating Temp.: -40 ~ 105°C RoHS Compliance
	ANT5320LL24R2400A / CAN4311753242452K 5320 2.4GHz PIFA Chip Antenna	Freq. Range: 2400~2500 MHz VSWR * : 2.0 (Max) Polarization: Linear Peak Gain : 2.78 dBi(Typ.)	Size (mm) : 5.3*2.0*1.25 Operating Temp.: -40 ~ 105°C RoHS Compliance
	ANT5010LL04R2400A / CAN4311751042453K 5010 2.4GHz Monopole Chip Antenna	Freq. Range: 2400~2500 MHz VSWR * : 2.8 (Max) Polarization: Linear Peak Gain : 2.28 dBi(Typ.)	Size (mm) : 5.0*1.0*1.0 Operating Temp.: -40 ~ 105°C RoHS Compliance
	ANT3216LL00R2400A / CAN4311712002453K 3216 2.4GHz Monopole Chip Antenna	Freq. Range: 2400~2500 MHz VSWR * : 2.5 (Max) Polarization: Linear Peak Gain : 5 dBi(Typ.)	Size (mm) : 3.2*1.6*1.3 Operating Temp.: -40 ~ 105°C RoHS Compliance
	ANT3216A063R2400A / CAN4311212632453K 3216 2.4GHz PIFA Chip Antenna	Freq. Range: 2400~2500 MHz VSWR * : 2.0 (Max) Polarization: Linear Peak Gain : 1.69 dBi(Typ.)	Size (mm) : 3.2*1.6*0.5 Operating Temp.: -40 ~ 105°C RoHS Compliance
	ANT2012LL00R2400A / CAN4311714002454K 2012 2.4GHz Monopole Chip Antenna	Freq. Range: 2400~2500 MHz VSWR * : 2.0 (Max) Polarization: Linear Peak Gain : 3.77 dBi(Typ.)	Size (mm) : 2.0*1.2*1.1 Operating Temp.: -40 ~ 105°C RoHS Compliance
	ANT2012LL13R2400A / CAN4311714132454K 2012 2.4GHz PIFA Chip Antenna	Freq. Range: 2400~2500 MHz VSWR * : 2.0 (Max) Polarization: Linear Peak Gain : 2.72 dBi(Typ.)	Size (mm) : 2.0*1.2*1.0 Operating Temp.: -40 ~ 105°C RoHS Compliance
	ANTX200P001B24003 2.4GHz PCB Antenna - mini	Freq. Range: 2400 MHz VSWR * : 2.5 (Max) Polarization: Linear Peak Gain : 4.8 dBi(Typ.)	Size (mm) : 18.4*7.5*0.55 Operating Temp.: -40 ~ 80°C RoHS Compliance





* VSWR depends on the environment




2.4 / GPS

Model	Part No./ Description	Electrical Data	Mechanical Data
	ANT1003LL15R1524A / CAN4311756151521K 1003 2.4GHz+GPS PIFA Chip Antenna	Freq. Range : 1575 / 2400 MHz VSWR * : 2.8 (Max) Polarization : Linear Peak Gain : 1.15 dBi / 2.90 dBi(Typ.)	Size (mm) : 10*3*1.5 Operating Temp.: -40 ~ 105°C RoHS Compliance
	ANT5320LL07R1524A / CAN4311753071522K 5320 2.4GHz+GPS PIFA Chip Antenna	Freq. Range : 1575 / 2400 MHz VSWR * : 2.0 (Max) Polarization : Linear Peak Gain : 2.47 dBi / 2.04 dBi(Typ.)	Size (mm) : 5.3*2.0*1.2 Operating Temp.: -40 ~ 105°C RoHS Compliance

2.4 / 5 GHz












Model	Part No./ Description	Electrical Data	Mechanical Data
	ANT1003LL15R2455A / CAN4311756152521K 1003 2.4+5GHz Monopole Chip Antenna	Freq. Range : 2400~2500/ 5150~5875 MHz VSWR * : 2.8 (Max) Polarization : Linear Peak Gain : 2.45 dBi / 1.55dBi(Typ.)	Size (mm) : 10*3*1.6 Operating Temp.: -40 ~ 105°C RoHS Compliance
	ANT5320LL04R2455A / CAN4311753042522K 5320 2.4+5GHz Monopole Chip Antenna	Freq. Range : 2400~2500/ 5150~5875 MHz VSWR * : 2.8 (Max) Polarization : Linear Peak Gain : 2.72 dBi / 3.85dBi(Typ.)	Size (mm) : 5.3*2.0*1.4 Operating Temp.: -40 ~ 105°C RoHS Compliance
	ANT5320LL24R2455A / CAN4311753242522K 5320 2.4+5GHz PIFA Chip Antenna	Freq. Range : 2400~2500/ 5150~5875 MHz VSWR * : 2.8 (Max) Polarization : Linear Peak Gain : 2.17 dBi / 3.51dBi(Typ.)	Size (mm) : 5.3*2.0*1.2 Operating Temp.: -40 ~ 105°C RoHS Compliance
	ANTX100P001B24553 2.4+5GHz PCB Antenna	Freq. Range : 2400~2500/ 5150~5875 MHz VSWR * : 2.5 (Max) Polarization : Linear Peak Gain : 5.1dBi(Typ.)	Size (mm) : 50*10*0.9 Operating Temp.: -40 ~ 80°C RoHS Compliance

5 GHz

Model	Part No./ Description	Electrical Data	Mechanical Data
	ANT3216LL05R5000A / CAN4311712055003K 3216 5GHz Monopole Chip Antenna	Freq. Range : 5150~5875 MHz VSWR * : 2.0 (Max) Polarization : Linear Peak Gain : 5.71 dBi(Typ.)	Size (mm) : 3.2*1.6*1.3 Operating Temp.: -40 ~ 105°C RoHS Compliance

* VSWR depends on the environment

Cellular WWAN / Short Range





GSM/LTE Cellular			
Model	Part No./ Description	Electrical Data	Mechanical Data
	ANT2112A010B0918A / CAN4313284109181B 2112 Cellular-Band Monopole Chip Antenna	Freq. Range : 824~960 / 1710~1990 MHz VSWR* : 2.0 (Max) Polarization: Linear Peak Gain : 0.5 ~ 1 dBi(Typ.)	Size (mm) : 21*12*0.5 Operating Temp.: -40 ~ 105°C RoHS Compliance
	ANT3505B000TWPENA / CAN4313449009181B 3505 Penta-band Antenna	Freq. Range : 824~960 / 1710~2170 MHz VSWR* : 2.8 / 3.5 (Max) Polarization: Linear Peak Gain : 2.9 dBi(Typ.)	Size (mm) : 35*5*6 Operating Temp.: -40 ~ 105°C RoHS Compliance
	ANT1204LL00R0918A / CAN4311759009181K 1204 Cellular-Band Monopole Chip Antenna	Freq. Range : 900/1800 MHz VSWR* : 3.0 (Max) Polarization: Linear Peak Gain : N/A	Size (mm) : 12*4*1.2 Operating Temp.: -40 ~ 105°C RoHS Compliance
	ANTX100P001BWPEN3 Penta-band PCB Antenna	Freq. Range : 824~960 / 1710~2170 MHz VSWR* : 2.5 Max (Low Band) 3.5 Max (High Band) Polarization: Linear Peak Gain : 4.2 dBi(Typ.)	Size (mm) : 50*20*0.55 Operating Temp.: -40 ~ 80°C Cable* : Φ1.13 / 100mm Connector: I-PEX Mounting: Adhesive Tape RoHS Compliance
ISM Bands			
Model	Part No./ Description	Electrical Data	Mechanical Data
	ANT1204F005R0915A / CAN4311059050911K 1204 915MHz Monopole Chip Antenna	Freq. Range : 915 MHz VSWR* : 2.0 (Max) Polarization: Linear Peak Gain : 1.59 dBi(Typ.)	Size (mm) : 12*4*1.6 Operating Temp.: -40 ~ 105°C RoHS Compliance
	ANT1204LL05R0915A / CAN4311759050911K 1204 915MHz Monopole Chip Antenna	Freq. Range : 915 MHz VSWR* : 2.0 (Max) Polarization: Linear Peak Gain : 3.32 dBi(Typ.)	Size (mm) : 12*4*1.6 Operating Temp.: -40 ~ 105°C RoHS Compliance
	ANT1204F007R0870A / CAN4311059070871K 1204 870MHz Monopole Chip Antenna	Freq. Range : 870 MHz VSWR* : 2.0 (Max) Polarization: Linear Peak Gain : 1.67 dBi(Typ.)	Size (mm) : 12*4*1.6 Operating Temp.: -40 ~ 105°C RoHS Compliance
	ANT1204LL08R0870A / CAN4311759080871K 1204 870MHz Monopole Chip Antenna	Freq. Range : 870 MHz VSWR* : 2.0 (Max) Polarization: Linear Peak Gain : 0.5 dBi(Typ.)	Size (mm) : 12*4*1.6 Operating Temp.: -40 ~ 105°C RoHS Compliance
	ANT1204LL17R0870A / CAN4311759170871K 1204 870MHz PIFA Chip Antenna	Freq. Range : 870 MHz VSWR* : 2.8 (Max) Polarization: Linear Peak Gain : 1.05 dBi(Typ.)	Size (mm) : 12*4*1.0 Operating Temp.: -40 ~ 105°C RoHS Compliance
	ANT7020LL05R0870A / CAN4311772050872K 7020 870MHz Monopole Chip Antenna	Freq. Range : 870 MHz VSWR* : 2.0 (Max) Polarization: Linear Peak Gain : N/A	Size (mm) : 7.0*2.0*0.7 Operating Temp.: -40 ~ 105°C RoHS Compliance
	ANT1204F002R0433A / CAN4311059020431K 1204 433MHz Monopole Chip Antenna	Freq. Range : 433 MHz VSWR* : 2.0 (Max) Polarization: Linear Peak Gain : 0.79 dBi(Typ.)	Size (mm) : 12*4*1.6 Operating Temp.: -40 ~ 105°C RoHS Compliance

* VSWR depends on the environment

* Cable/Connector is customizable



ISM Bands

Model	Part No./ Description	Electrical Data	Mechanical Data
	ANT1204LL20R0433A / CAN4311759200431K 1204 433MHz Monopole Chip Antenna	Freq. Range : 433 MHz VSWR * : 3.0 (Max) Polarization : Linear Peak Gain : 0.83 dBi(Typ.)	Size (mm) : 12*4*1.2 Operating Temp.: -40 ~ 105°C RoHS Compliance
	ANT1204F002R0315A / CAN4311059020311K 1204 315MHz Monopole Chip Antenna	Freq. Range : 315 MHz VSWR * : 2.0 (Max) Polarization : Linear Peak Gain : N/A	Size (mm) : 12*4*1.6 Operating Temp.: -40 ~ 105°C RoHS Compliance
	ANT1204LL20R0315A / CAN4311759200311K 1204 315MHz Monopole Chip Antenna	Freq. Range : 315 MHz VSWR * : 2.0 (Max) Polarization : Linear Peak Gain : N/A	Size (mm) : 12*4*1.2 Operating Temp.: -40 ~ 105°C RoHS Compliance
	ANT2405F001R0169A / CAN4311050010162K 2405 169MHz Monopole Chip Antenna	Freq. Range : 169 MHz VSWR * : 2.0 (Max) Polarization : Linear Peak Gain : N/A	Size (mm) : 24*5*1.6 Operating Temp.: -40 ~ 105°C RoHS Compliance

* VSWR depends on the environment

* Cable/Connector is customizable

GPS

GPS			
Model	Part No./ Description	Electrical Data	Mechanical Data
	ANT8010LL05R1575A / CAN4311781051583K 8010 GPS Monopole Chip Antenna	Freq. Range : 1575 MHz VSWR * : 2.0 (Max) Polarization : Linear Peak Gain : 0.67 dBi(Typ.)	Size (mm) : 8.0*1.0*1.0 Operating Temp. : -40 ~ 105°C RoHS Compliance
	ANT5320LL14R1575A / CAN4311753141582K 5320 GPS PIFA Chip Antenna	Freq. Range : 1575 MHz VSWR * : 2.0 (Max) Polarization : Linear Peak Gain : 3.16 dBi(Typ.)	Size (mm) : 5.3*2.0*1.2 Operating Temp. : -40 ~ 105°C RoHS Compliance
	ANT3216LL15R1575A / CAN4311712151583K 3216 GPS PIFA Chip Antenna	Freq. Range : 1575 MHz VSWR * : 2.0 (Max) Polarization : Linear Peak Gain : 7.32 dBi(Typ.)	Size (mm) : 3.2*1.6*1.2 Operating Temp. : -40 ~ 105°C RoHS Compliance
	ANT1010B00FT1575A / CAN43134200F1581B 10104 GPS Patch Antenna	Freq. Range : 1575 MHz VSWR * : 2.0 (Max) Polarization : RHCP Peak Gain : -3 dBic(Typ.)	Size (mm) : 10*10*4 Operating Temp. : -40 ~ 105°C Mounting : PIN RoHS Compliance
	ANT1212B00BT1575A / CAN43134220B1581B 12124 GPS Patch Antenna	Freq. Range : 1575 MHz VSWR * : 2.0 (Max) Polarization : RHCP Peak Gain : -1 dBic(Typ.)	Size (mm) : 12*12*4 Operating Temp. : -40 ~ 105°C Mounting : SMD RoHS Compliance
	ANT1212B00DT1575A / CAN43134220D1581B 12124 GPS Patch Antenna	Freq. Range : 1575 MHz VSWR * : 2.0 (Max) Polarization : RHCP Peak Gain : -1 dBic(Typ.)	Size (mm) : 12*12*4 Operating Temp. : -40 ~ 105°C Mounting : PIN RoHS Compliance
	ANT1515B00BT1575A / CAN43134230B1581B 15154 GPS Patch Antenna	Freq. Range : 1575 MHz VSWR * : 2.0 (Max) Polarization : RHCP Peak Gain : 1.5 dBic(Typ.)	Size (mm) : 15*15*4 Operating Temp. : -40 ~ 105°C Mounting : SMD RoHS Compliance
	ANT1515B00DT1575A / CAN43134230D1581B 15154 GPS Patch Antenna	Freq. Range : 1575 MHz VSWR * : 2.0 (Max) Polarization : RHCP Peak Gain : 1.5 dBic(Typ.)	Size (mm) : 15*15*4 Operating Temp. : -40 ~ 105°C Mounting : PIN RoHS Compliance
	ANT1515B00FT1575A / CAN43134230F1581B 15154 GPS Patch Antenna	Freq. Range : 1575 MHz VSWR * : 2.0 (Max) Polarization : RHCP Peak Gain : 1.5 dBic(Typ.)	Size (mm) : 15*15*4 Operating Temp. : -40 ~ 105°C Mounting : PIN RoHS Compliance
	ANT1818B00AT1575A / CAN43134240A1581B 18182 GPS Patch Antenna	Freq. Range : 1575 MHz VSWR * : 2.0 (Max) Polarization : RHCP Peak Gain : 2 dBic(Typ.)	Size (mm) : 18*18*2 Operating Temp. : -40 ~ 105°C Mounting : SMD RoHS Compliance
	ANT1818B00BT1575A / CAN43134240B1581B 18184 GPS Patch Antenna	Freq. Range : 1575 MHz VSWR * : 2.0 (Max) Polarization : RHCP Peak Gain : 4 dBic(Typ.)	Size (mm) : 18*18*4 Operating Temp. : -40 ~ 105°C Mounting : SMD RoHS Compliance
	ANT1818B00CT1575A / CAN43134240C1581B 18182 GPS Patch Antenna	Freq. Range : 1575 MHz VSWR * : 2.0 (Max) Polarization : RHCP Peak Gain : 2 dBic(Typ.)	Size (mm) : 18*18*2 Operating Temp. : -40 ~ 105°C Mounting : PIN RoHS Compliance

* VSWR depends on the environment



GPS

Model	Part No./ Description	Electrical Data	Mechanical Data
	ANT1818B00DT1575A / CAN43134240D1581B 18184 GPS Patch Antenna	Freq. Range: 1575 MHz VSWR *: 2.0 (Max) Polarization: RHCP Peak Gain: 4 dBic(Typ.)	Size (mm): 18*18*4 Operating Temp.: -40 ~ 105°C Mounting: PIN RoHS Compliance
	ANT1818B00ET1575A / CAN43134240E1581B 18182 GPS Patch Antenna	Freq. Range: 1575 MHz VSWR *: 2.0 (Max) Polarization: RHCP Peak Gain: 2 dBic(Typ.)	Size (mm): 18*18*2 Operating Temp.: -40 ~ 105°C Mounting: PIN RoHS Compliance
	ANT2525B00AT1575A / CAN43134250A1581B 25252 GPS Patch Antenna	Freq. Range: 1575 MHz VSWR *: 2.0 (Max) Polarization: RHCP Peak Gain: 5 dBic(Typ.)	Size (mm): 25*25*2 Operating Temp.: -40 ~ 105°C Mounting: SMD RoHS Compliance
	ANT2525B00BT1575A / CAN43134250B1581B 25254 GPS Patch Antenna	Freq. Range: 1575 MHz VSWR *: 2.0 (Max) Polarization: RHCP Peak Gain: 5.5 dBic(Typ.)	Size (mm): 25*25*4 Operating Temp.: -40 ~ 105°C Mounting: SMD RoHS Compliance
	ANT2525B00CT1575A / CAN43134250C1581B 25252 GPS Patch Antenna	Freq. Range: 1575 MHz VSWR *: 2.0 (Max) Polarization: RHCP Peak Gain: 5 dBic(Typ.)	Size (mm): 25*25*2 Operating Temp.: -40 ~ 105°C Mounting: PIN RoHS Compliance
	ANT2525B00DT1575A / CAN43134250D1581B 25254 GPS Patch Antenna	Freq. Range: 1575 MHz VSWR *: 2.0 (Max) Polarization: RHCP Peak Gain: 5.5 dBic(Typ.)	Size (mm): 25*25*4 Operating Temp.: -40 ~ 105°C Mounting: PIN RoHS Compliance
	ANT2525B00ET1575A / CAN43134250E1581B 25252 GPS Patch Antenna	Freq. Range: 1575 MHz VSWR *: 2.0 (Max) Polarization: RHCP Peak Gain: 5 dBic(Typ.)	Size (mm): 25*25*2 Operating Temp.: -40 ~ 105°C Mounting: PIN RoHS Compliance
	ANT2525B00FT1575A / CAN43134250F1581B 25254 GPS Patch Antenna	Freq. Range: 1575 MHz VSWR *: 2.0 (Max) Polarization: RHCP Peak Gain: 5.5 dBic(Typ.)	Size (mm): 25*25*4 Operating Temp.: -40 ~ 105°C Mounting: PIN RoHS Compliance
	ANT1606B00DT1575A / CAN43134460D1581B 16064 GPS Patch Antenna	Freq. Range: 1575 MHz VSWR *: 2.0 (Max) Polarization: Linear Peak Gain: -0.5 dBic(Typ.)	Size (mm): 16*6*4 Operating Temp.: -40 ~ 105°C Mounting: PIN RoHS Compliance
	ANT1004B000R1575A / CAN4311441001581K 10044 GPS Patch Antenna	Freq. Range: 1575 MHz VSWR *: 2.0 (Max) Polarization: Linear Peak Gain: 1.61 dBic(Typ.)	Size (mm): 10*4*4 Operating Temp.: -40 ~ 105°C Mounting: SMD RoHS Compliance

* VSWR depends on the environment

* Cable/Connector is customizable


GPS / Glonass / Active Antenna


GPS+Glonass			
Model	Part No./ Description	Electrical Data	Mechanical Data
	ANT8010LL05R1516A / CAN4311781051563K 8010 GPS+Glonass Monopole Chip Antenna	Freq. Range : 1575 / 1602 MHz VSWR * : 2.0 (Max) Polarization : Linear Peak Gain : 1.53/1.69 dBi(Typ.)	Size (mm) : 8.0*1.0*1.0 Operating Temp. : -40 ~ 105°C RoHS Compliance
	ANT5320LL14R1516A / CAN4311751451562K 5320 GPS+Glonass PIFA Chip Antenna	Freq. Range : 1575 / 1602 MHz VSWR * : 2.0 (Max) Polarization : Linear Peak Gain : 1.45/1.46 dBi(Typ.)	Size (mm) : 5.3*2.0*1.2 Operating Temp. : -40 ~ 105°C RoHS Compliance
	ANT1818B00BT1516A / CAN43134240B1561B 18184 Gps+Glonass Patch Antenna	Freq. Range : 1575 / 1602 MHz VSWR * : 2.0 (Max) Polarization : RHCP Peak Gain : 1.89 / 2.59 dBi(Typ.)	Size (mm) : 18*18*4 Operating Temp. : -40 ~ 105°C Mounting : SMD RoHS Compliance
	ANT1818B00DT1516A / CAN43134240D1561B 18184 Gps+Glonass Patch Antenna	Freq. Range : 1575 / 1602 MHz VSWR * : 2.0 (Max) Polarization : RHCP Peak Gain : 2.65 / 2.79 dBi (Typ.)	Size (mm) : 18*18*4 Operating Temp. : -40 ~ 105°C Mounting : PIN RoHS Compliance
	ANT2525B00BT1516A / CAN43134250B1561B 25254 Gps+Glonass Patch Antenna	Freq. Range : 1575 / 1602 MHz VSWR * : 2.0 (Max) Polarization : RHCP Peak Gain : 3.44 / 4.10 dBi (Typ.)	Size (mm) : 25*25*4 Operating Temp. : -40 ~ 105°C Mounting : SMD RoHS Compliance
	ANT2525B00DT1516A / CAN43134250D1561B 25254 Gps+Glonass Patch Antenna	Freq. Range : 1575 / 1602 MHz VSWR * : 2.0 (Max) Polarization : RHCP Peak Gain : 3.5 / 3.8 dBi (Typ.)	Size (mm) : 25*25*4 Operating Temp. : -40 ~ 105°C Mounting : PIN RoHS Compliance
Active GPS			
Model	Part No./ Description	Electrical Data	Mechanical Data
	ANT2525JB08B1575A / CAN4313325081581B 25256.9 GPS Active Antenna	Freq. Range : 1575 MHz VSWR * : 2.0 (Max) Polarization : RHCP LNA Gain : 16 dB (Typ.) Antenna Gain : 5.5 dBic(Typ.)	Size (mm) : 25*25*6.9 Cable * (mm): 1.13*75 Operating Temp. : -30 ~ 85°C RoHS Compliance
	ANT1818JB30B1575A / CAN4313324301581B 18187.1 GPS Active Antenna	Freq. Range : 1575 MHz VSWR * : 2.0 (Max) Polarization : RHCP LNA Gain : 25 dB (Typ.) Antenna Gain : 1.54 dBic(Typ.)	Size (mm) : 18*18*7.1 Cable * (mm): 1.37*100 Operating Temp. : -30 ~ 85°C RoHS Compliance
	ANT1515JB27B1575A / CAN4313323271581B 15156.5 GPS Active Antenna	Freq. Range : 1575 MHz VSWR * : 2.0 (Max) Polarization : RHCP LNA Gain : 20.5 dB (Typ.) Antenna Gain : 1.0 dBic(Typ.)	Size (mm) : 15*15*6.5 Cable * (mm): 1.13*100 Operating Temp. : -30 ~ 85°C RoHS Compliance
	ANT1212JB27B1575A / CAN4313322271581B 12126.5 GPS Active Antenna	Freq. Range : 1575 MHz VSWR * : 1.5 (Max) Polarization : RHCP LNA Gain : 25 dB (Typ.) Antenna Gain : -0.16 dBic(Typ.)	Size (mm) : 12*12*6.5 Cable * (mm): 1.13*60 Operating Temp. : -30 ~ 85°C RoHS Compliance



* VSWR depends on the environment

* Cable/Connector is customizable



Active GPS			
Model	Part No./ Description	Electrical Data	Mechanical Data
	ANT1606JB12B1575A / CAN4313346121581B 20066.4 GPS Active Antenna	Freq. Range: 1575 MHz VSWR * : 2.0 (Max) Polarization: Linear LNA Gain: 20 dB (Typ.) Antenna Gain: 0.35 dBi (Typ.)	Size (mm): 20*6*6.4 Cable * (mm): 1.37*93 Operating Temp.: -30 ~ 85°C RoHS Compliance



Active GPS+Glonass			
Model	Part No./ Description	Electrical Data	Mechanical Data
	ANT8010JLC1B1516A / CAN4313981C11561B 22061.9 GPS+Glonass Active Antenna	Freq. Range: 1575/1602 MHz VSWR * : 2.0 (Max) Polarization: Linear LNA Gain: 20 / 20 dB (Typ.) Antenna Gain: 5.88 dBi(Typ.)	Size (mm): 22*6*1.9 Cable * (mm): 1.13*100 Operating Temp.: -30 ~ 85°C RoHS Compliance


GPS+Beidou			
Model	Part No./ Description	Electrical Data	Mechanical Data
	ANT1818B00FT15BDA / CAN43134240F1551B 18184 GPS+Beidou Patch Antenna	Freq. Range: 1561 / 1575 MHz VSWR * : 2.0 (Max) Polarization: RHCP Peak Gain: 2.47 / 2.51 dBi(Typ.)	Size (mm): 18*18*4 Operating Temp.: -40 ~ 105°C Mounting: PIN RoHS Compliance
	ANT2525B00DT15BDA / CAN43134250D1551B 25254 GPS+Beidou Patch Antenna	Freq. Range: 1561 / 1575 MHz VSWR * : 2.0 (Max) Polarization: RHCP Peak Gain: 5.13 / 4.62 dBi(Typ.)	Size (mm): 25*25*4 Operating Temp.: -40 ~ 105°C Mounting: PIN RoHS Compliance


*VSWR depends on the environment

* Cable/Connector is customizable

Others

FM			
Model	Part No./ Description	Electrical Data	Mechanical Data
	ANT2405F001R0098A / CAN4311050010882K 2405 FM Monopole Chip Antenna	Freq. Range : 88 MHz VSWR * : 2.0 (Max) Polarization: Linear Peak Gain : N/A	Size (mm): 24*5*1.6 Operating Temp.: -40 ~ 105°C RoHS Compliance
	ANT1105LF00R0098A / CAN4311858000882K 1105 FM (Ferrite) Monopole Chip Antenna	Freq. Range : 88 MHz VSWR * : 2.0 (Max) Polarization: Linear Peak Gain : N/A	Size (mm): 11*5*1.3 Operating Temp.: -40 ~ 105°C RoHS Compliance

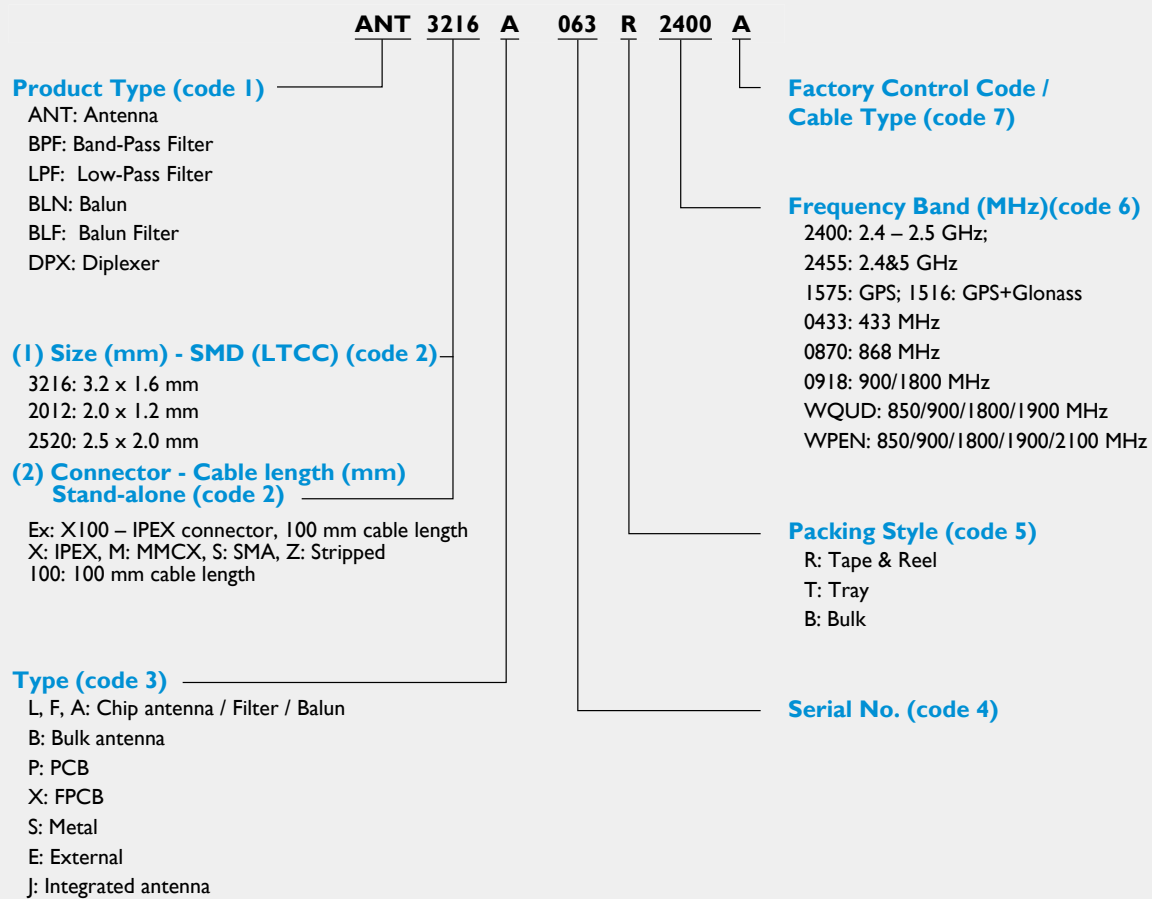
SDARS			
Model	Part No./ Description	Electrical Data	Mechanical Data
	ANT2020B00FT2300A / CAN43134259F2301B 20204 SDARS Patch Antenna	Freq. Range : 2320~2345 MHz VSWR * : 2.0 (Max) Polarization: LHCP Peak Gain : N/A	Size (mm): 20*20*4 Operating Temp.: -40 ~ 105°C Mounting: PIN RoHS Compliance

1.88~2.1 GHz			
Model	Part No./ Description	Electrical Data	Mechanical Data
	ANT8868LL00R1880A / CAN4311788001881K 8868 DECT Monopole Chip Antenna	Freq. Range : 1880~2000 MHz VSWR * : 2.0 (Max) Polarization: Linear Peak Gain: 6.13 dBi(Typ.)	Size (mm): 8.8*6.8*0.9 Operating Temp.: -40 ~ 105°C RoHS Compliance

* VSWR depends on the environment

Explanation of ordering code - New

Ordering example : **ANT3216A063R2400A**



YAGEO - A GLOBAL COMPANY

HQ

Taipei, Taiwan
Tel. +886 2 6629 9999
Fax. +886 2 6628 8886
Mail: sales_tw@yageo.com

China and ASIA

Suzhou, China

Tel. +86 512 6825 5568
Fax. +86 512 6825 5386
Mail: sales_sz@yageo.com

Qingdao, China

Tel. +86 532 8797 0533
Fax. +86 532 8797 0533
Mail: sales_sz@yageo.com

Dongguan, China

Tel. +86 769 8772 0275
Fax. +86 769 8791 0053
Mail: sales_dg@yageo.com

Tokyo, Japan

Tel. +81 3 6809 3972
Fax. +81 3 6809 3982
Mail: sales_yj@yageo.com

Seongnam, Korea

Tel. +82 31 712 4797
Fax. +82 31 712 5866
Mail: sales_yk@yageo.com

Singapore

Tel. +65 6244 7800
Fax. +65 6244 4943
Mail: sales_ysa@yageo.com

Kuala Lumpur, Malaysia

Tel. +60 3 8063 8864
Fax. +60 3 8063 7376
Mail: sales_ysa@yageo.com

Penang, Malaysia

Tel. +60 4 3973049
Fax. +60 4 3973050
Mail: sales_ysa@yageo.com

EUROPE

Munich, Germany

Tel. +49 8990 7784 380
Fax. +49 8990 7784 379
Mail: sales_je@yageo.com

Milan, Italy

Tel. +39 02 6129 1017
Fax. +39 02 6601 7490
Mail: sales_je@yageo.com

Roermond, Benelux

Tel. +31 475 385 555
Fax. +31 475 385 589
Mail: sales_je@yageo.com

Szombathely, Hungary

Tel. +36 94 517 702
Fax. +36 94 517 701
Mail: sales_je@yageo.com

Moscow, Russian Federation

Tel. +7 965 408 1811
Fax. +7 498 610 0707
Mail: sales_je@yageo.com

NORTH AMERICA

San Jose, U.S.A.

Tel. +1 408 240 6200
Fax. +1 408 240 6201
Mail: sales_ya@yageo.com

Mexico

Tel. +52 33 31330631
Fax. +1 408 240 6201
Mail: sales_ya@yageo.com

For a complete listing of all Yageo sales offices, distributors, and representatives, please visit "contact us" at www.yageo.com

© YAGEO Corporation

All rights are reserved. Reproduction in whole or in part is prohibited without the prior written consent of the copyright owner.

The information presented in this document does not form part of any quotation or contract, is believed to be accurate and reliable and may be changed without notice.

No liability will be accepted by the publisher for any consequence of its use. Publication thereof does not convey nor imply any license under patent or other industrial or intellectual property rights.