





```
ciscoasa# copy tftp://10.1.1.1/,asdm-751.bin disk0:/asdm-751.bin
```




- . If you are not already in global configuration mode, access global configuration mode:

2. In the main ASDM application window, choose

The   





6. Click    The uploading process might take a few minutes.
- 7.













