

# Zero Data Loss Recovery Appliance



Today's solutions for protecting business data fail to meet the needs of mission critical enterprise databases. They lose up to a day of business data on every restore, place a heavy load on production servers during backup, fail to ensure database level recoverability, and cannot scale to meet the needs of ever expanding databases. Fundamentally they treat databases as a set of disjoint files to copy, not as transactional systems with specific integrity and performance requirements.

Oracle's Zero Data Loss Recovery Appliance is a ground-breaking data protection solution that tightly integrates with the Oracle Database in order to address these requirements head-on. It eliminates data loss exposure and dramatically reduces data protection overhead on production servers. In addition, the Recovery Appliance scales to protect thousands of databases, ensures end-to-end data validation, and implements full lifecycle protection including disk backup, tape backup, and remote replication.

## KEY FEATURES

- Real-time redo transport
- Efficient replication
- Autonomous tape archival
- End-to-end data validation
- Incremental-forever backup strategy
- Space-efficient virtual full backups
- Backup operations offload
- Database-level protection policies
- Database-aware space management
- Cloud-scale architecture
- Unified management and control

## KEY BENEFITS

- Eliminate Data Loss
- Minimal Impact Backups
- Database Level Recoverability
- Cloud-scale Data Protection

## Today's Database Data Protection Problems

The fundamental problems with today's database protection solutions stem from:

- Backup and recovery methods that are based on decades-old nightly backups paradigm, where up to a day's worth of data can be lost on every restore
- High backup overhead on production servers and networks for processing all database data during backups, whether it has changed or not
- Ever-increasing backup windows due to non-stop data growth
- Backup appliances that cannot scale to protect the hundreds to thousands of databases in the data center
- Poor visibility and control of the full data protection lifecycle, from disk to tape to replication

## Introducing Zero Data Loss Recovery Appliance

The Oracle Zero Data Loss Recovery Appliance is the world's first engineered system designed specifically for database protection. The Recovery Appliance delivers continuous protection for critical databases while offloading all backup processing from production servers to minimize overhead.

The Zero Data Loss Recovery Appliance is massively scalable, allowing a single appliance to handle the data protection requirements of thousands of databases.

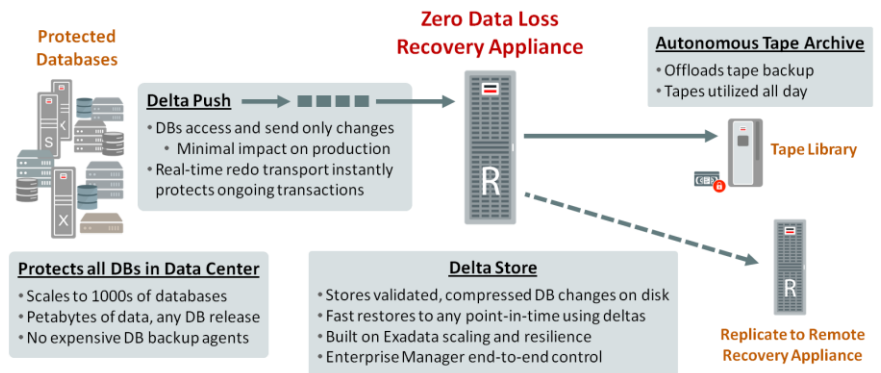


Figure 1. Zero Data Loss Recovery Appliance: Architecture Overview

Oracle's Zero Data Loss Recovery Appliance tightly integrates with new Recovery Appliance specific capabilities in the Oracle Database and the Recovery Manager (RMAN) backup tool to provide data protection capabilities and performance that are not possible with any other data protection solution.

## Eliminate Data Loss

The principal design goal of the Recovery Appliance is to eliminate the loss of critical database data that is still possible using existing data protection solutions.

The principal design goal for the Recovery Appliance is to eliminate the loss of critical database data that is still possible using existing data protection solutions.

### Real-time Redo Transport

Redo logging is the fundamental means of implementing transactional changes within the Oracle database. All Oracle Database 11g Release 2 or later databases can continuously send redo directly from in-memory log buffers to the Recovery Appliance. This provides unique real-time data protection that allows databases to be protected until the last sub-second. Since redo is sent from database shared memory, the overhead on the production systems is extremely low.

Real-Time Redo Transport was first implemented for Oracle's Data Guard technology and has been deployed in thousands of mission-critical databases around the world. The Recovery Appliance extends this technology beyond the top tier of databases in a simple and cost-effective manner. The Recovery Appliance provides similar levels of data protection as in Data Guard today, for databases that do not necessarily require Data Guard's fast failover and query offload capabilities.

### Efficient Replication

Backups on a local Recovery Appliance can be easily and quickly replicated to a remote Recovery Appliance for protection against disasters such as site outages or regional disasters. The replication topology can be tailored to match the data center's requirements. For example, replication can be set up in a simple one-way topology, or two Recovery Appliances can be set up to replicate to each other, or several satellite Recovery Appliances can be set up to replicate to a central Recovery Appliance. In all topologies, only changed blocks are replicated to minimize WAN network usage.

#### KEB HANA CARD

*"We replaced Data Domain with Oracle's Zero Data Loss Recovery Appliance to enable real-time incremental backup and restore more than US\$850 million in monthly credit card transactions without data loss. We have also reduced average backup size by 30x and increased backup capacity by 65%."*

Iljoon Lee, Senior Manager, IT Team,  
KEB Hana Card Co., Ltd.

If the local Recovery Appliance is not available, restore operations can run directly from the remote Recovery Appliance without staging the data locally.

### Autonomous Tape Archival

Tape offers a very low cost solution for long-term data retention and archival. It also provides low-cost unalterable protection from intentional attacks by hackers or employees, production software/hardware malfunctions, and accidental data deletion. However, the requirement for periodic full backups to tape imposes high overhead on production systems.

The Recovery Appliance automates and offloads full and incremental backups to tape, completely eliminating the impact of tape backup on production database systems. 16Gb Fibre Channel Adapters can be optionally added to the Recovery Appliance to send data directly from the Recovery Appliance to tape libraries, using the included and highly integrated Oracle Secure Backup media management software.

Tape archival offload is a significant Recovery Appliance differentiator compared to today's backup solutions. It allows businesses to continue to use their existing tape libraries while eliminating tape backup overhead on production systems. Expensive media manager database backup agents are no longer needed on production servers. Because all tape activity is offloaded to the Recovery Appliance, tape drives can now run all day without slowing production systems, which enables better utilization of tape drives and lower costs.

All tape hardware products supported by Oracle Secure Backup, including Oracle's StorageTek Tape, are supported by the Recovery Appliance. Alternatively, other vendors' tape backup agents may be deployed on the Recovery Appliance for integration with existing tape backup software, media servers, and processes.

### Recovery Reassurance: End-to-End Data Validation

The Recovery Appliance understands internal Oracle database block formats, which enables deep levels of data validation. All backup data and redo blocks are automatically validated as they are received by the Recovery Appliance, as they are copied to tape, and as they are replicated. In addition, backup blocks are also periodically validated on disk. This ensures that recovery operations will always restore valid data – another unique differentiator that is only possible because of the Recovery Appliance's deep database integration. If a corruption is discovered during validation, the Recovery Appliance's underlying storage software automatically reads the good block from a mirrored copy and immediately repairs the corrupted block.

In addition, the Recovery Appliance storage software performs periodic inspections of the underlying hard disks. If bad sectors are detected, they are immediately repaired from a mirrored copy.

## Minimal Impact Backups

Despite the requirement for 24x7 operations, many businesses still need to reserve multi-hour backup windows during which production jobs are minimized. Backup windows provide no immediate business benefit, but instead compete with business critical reporting and batch workloads for off-hours processing time. In an increasingly global economy, backup windows continue to shrink, while data volumes grow.

The Recovery Appliance allows businesses to protect their tape investments and continue with their current tape-based data retention strategy.

All backup data and redo blocks are automatically validated at each stage.

## Impact of Current Disk-Based Data Protection Solutions

Current disk-based data protection solutions impose large loads on production systems. This impact continuously increases as databases grow. Some key challenges are:

- Most deduplication appliances require periodic full backups. Full backups read the entire database which induces heavy impact on production storage, servers, and networks.
- When source-side deduplication is used to reduce network requirements, this has the adverse effect of imposing high CPU and memory loads on production servers.
- During the recovery phase, incremental backups must be applied to the restored data files before the database can be opened. This process can significantly prolong recovery time, as the incrementals can span multiple days of changes, and because the apply operation usually runs across the network.

With the Recovery Appliance, production servers do what they are meant to do - serve production workload and not get bogged down with backup and recovery tasks.

## Incremental-Forever Backup Architecture

The second design goal for the Recovery Appliance is to reduce backup-related processing on production database systems to the absolute minimum – transmitting *only the changed data*. With unnecessary backup processing eliminated, production systems can now focus on their primary goal - serving business critical workloads.

The Recovery Appliance implements an incremental-forever backup architecture to minimize impact on production systems. This architecture is based on two innovative technologies: Delta Push and Delta Store.

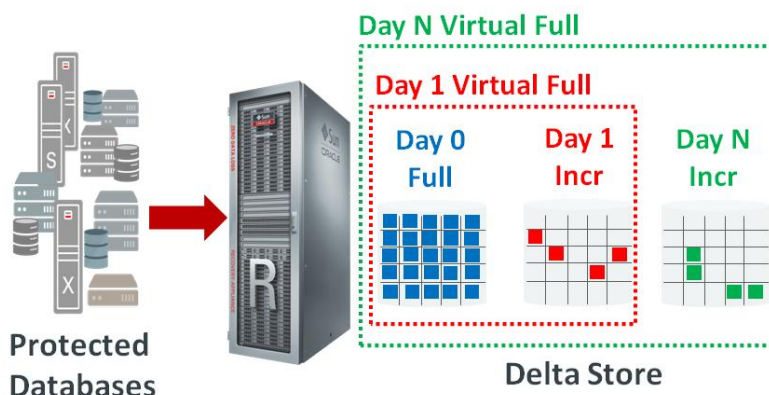


Figure 2. Zero Data Loss Recovery Appliance: Delta Push & Delta Store

### Delta Push

With Delta Push, protected databases only send incremental backups containing unique changes to the Recovery Appliance. There is no need for recurring full backups. Delta Push is also known as “incremental forever” because, after a one-time full backup, only incremental backups are run on production systems. Effectively, Delta Push is a highly optimized form of source-side deduplication. Changed blocks on production databases are very efficiently identified using RMAN block change tracking which eliminates the need to read unchanged data.

## ENTERPRISE STRATEGY GROUP

*“The Recovery Appliance delivers Data Protection as a Service (DPaaS), accelerates database performance and enables companies to recover to levels of extreme granularity.”*

Jason Buffington, Senior Analyst; Mark Peters, Practice Director & Senior Analyst; Monya Keane, Research Analyst, ESG

Zero Data Loss Recovery Appliance can massively scale at cloud level.

Special integration between protected databases and the Recovery Appliance eliminates committed undo, unused, and dropped tablespace blocks from the backup stream, significantly reducing overhead and space consumption.

Because Delta Push sends only changed data and not full backups, network traffic is greatly reduced compared to other solutions. This enables low-cost 10 Gig Ethernet to be used for backups. Expensive dedicated Fibre Channel or Fibre Channel over Ethernet backup networks are not needed. Also, minimizing network traffic allows the Recovery Appliance to be located further away from the protected databases, and even in some cases, across a WAN in a remote data center.

### Delta Store

Delta Store represents the “brains” of the Recovery Appliance software engine. Delta Store validates the incoming changed data blocks, and then compresses, indexes and stores them. These changed blocks are the foundation of **Virtual Full Database Backups**, which are space-efficient pointer-based representations of physical full backups as of the point-in-time of an incremental backup. Virtual full backups can improve storage efficiency by 10 times or more depending on the data set and change rate of the protected database. The space efficiency of the Delta Store architecture enables a large number of Virtual Full Backups to be kept online, greatly extending the disk based recovery window.

When a restore operation is required, Delta Store efficiently recreates a physical full backup based on the closest incremental backup time. The restore operation is supported by the massive scalability and performance of the underlying hardware architecture of the Recovery Appliance. Restoring from a Recovery Appliance eliminates the slow traditional process of restoring a full backup and then sequentially restoring and applying all relevant incremental backups.

### Most Backup Operations Offloaded

Practically all backup-related processing is offloaded to the Recovery Appliance. This includes time-consuming compression, backup deletion, validation, and maintenance operations. This frees production system resources, even outside the backup window, which increases the performance of the production systems.

To summarize, with Real-time Redo Transport and Delta Push, protected databases do the minimum possible backup-related work – transmitting only the changed data to the Recovery Appliance. All other backup and recovery related processing, including tape backup, is handled by the Recovery Appliance. This is one of the core architectural innovations of the Recovery Appliance, above and beyond today’s backup solutions.

## Cloud-scale Database Protection as a Service

The third design goal for the Recovery Appliance is to provide a cloud-scale database protection service for tens to thousands of databases in a data center. Several Recovery Appliance technologies make this possible.

### Policy-Based Data Protection Management

The Recovery Appliance introduces the concept of a protection policy, which defines recovery goals that are enforced on a per-database basis on the appliance and on tape. Using protection policies, databases can be easily grouped by recovery service tier. The Recovery Appliance includes predefined “Platinum”, “Gold”, “Silver”, and “Bronze” policies,

With the Recovery Appliance, data protection is much better aligned with an application's business criticality, rather than being limited to the physical bits and bytes level.

Zero Data Loss Recovery Appliance allows capacity and throughput expansion with fully scale-out storage and compute servers.

which can be customized to support various business service level agreements. For example, database backups under the Gold policy target a 35 day recovery window on a local Recovery Appliance and 90 days on tape, while backups managed under the Silver policy target a 10 day recovery window on a local Recovery Appliance and 30 days on tape. Tiered protection policies are also independently applied on the remote replicated Recovery Appliance.

As additional databases are created, they can be easily added to one of the existing protection policies. For example, a new Finance database can simply be added to the Gold protection policy, and the policy's recovery window goals will automatically apply to this database's backups. With this automated, policy-based framework, organizations can easily implement Database Protection as a Service across the entire enterprise.

### Database-Aware Space Management

Using protection policies as the basis, the Recovery Appliance fully manages all backup storage space according to each database's recovery window goals – e.g. the “Finance Database”, which is a member of the Gold policy, can be recovered within the past 35 days, while the “Products Database”, a member of the Silver policy, can be recovered within the past 10 days. If free space is available in the Delta Store, backups older than the recovery window goal can be retained, effectively extending the recovery window. Upon space pressure, the Recovery Appliance purges backups and automatically re-provisions space between databases to meet the recovery window goals for every protected database. The appliance may also purge backups proactively, in advance of any space pressure, based on historical space usage – again, in order to meet recovery windows goals for all databases. Space is purged in a database intelligent fashion with an understanding of the dependencies between data files, redo logs, and control files.

This recovery window-oriented space management approach eliminates the need to manage space at an opaque storage-volume level as is typical with generic backup appliances. With this innovative approach, data protection is aligned with each application's business criticality, and manual rebalancing of space is eliminated.

### Massive, Cloud-Scale Architecture

The Recovery Appliance is based on the Oracle Exadata architecture and therefore inherits its proven scalability, redundancy, and performance. As additional databases within the enterprise are protected by the Recovery Appliance, compute servers and storage servers can be easily added to the appliance, providing a simple, no-downtime, scale-out data protection cloud that seamlessly supports business growth.

## Recovery Appliance Configuration

### Base Rack and Full Rack Configuration

The base configuration includes 2 compute servers and 3 storage servers internally connected using high speed InfiniBand. It provides a highly available configuration with 94 TB of usable capacity for incoming backups. The base rack can be upgraded incrementally by adding additional storage servers into the rack, up to a maximum of 18 storage servers in a full rack. Each storage server adds 32 TB of usable capacity. The total usable capacity of a full rack is 580 TB with an effective capacity of up to **5.8 Petabytes of Virtual Full Backups**.



Recovery Appliance supports up to **5.8 Petabytes of Virtual Full Backups** in a single Full Rack, and **over 100 Petabytes of Virtual Full Backups** in a maximum configuration of 18 Full Racks.

A single Recovery Appliance Full Rack supports Virtual Full Backups running at an effective rate of up to **120 TB/hour**, while an 18-Full Rack configuration supports **2 Petabytes/hour**.

A Recovery Appliance can protect databases whose total size is approximately the same as the available capacity of the appliance for a typical recovery window of 10 days. For example a single full rack configuration with 2 compute servers and 18 storage servers that has a 580 TB usable capacity can protect approximately 580 TB of source database for a 10 day recovery window, storing ten 580 TB virtual full backups plus all the redo data generated for that 10 day period. Accurate sizing of the Recovery Appliance depends on several factors related to protected databases including the initial database size and growth rate, storage consumed by temp and undo, free space, database change rate, redo generation rate, desired recovery window, and compressibility of the database.

### Fully Scale-out Architecture

If additional capacity is required, a second base rack can be connected via high-speed InfiniBand to the first rack. The second rack includes its own pair of compute servers which add connectivity and processing power to the configuration. As with the first rack, storage capacity can be easily expanded by incrementally adding storage servers. Up to 18 fully configured racks can be connected together into a single appliance, providing more than 10 PB of usable capacity, i.e. more than **100 Petabytes of Virtual Full Backups**.

The power and flexibility of the Recovery Appliance scale-out architecture is revealed when there is a need to support additional databases, or when business data grows. Storage, compute, and network capacity is incrementally added in a balanced fashion that maintains high performance. This architecture is far superior to traditional backup appliances which are usually limited to two controllers and therefore cannot scale storage, networking, and compute in a balanced, bottleneck-free fashion.

### Performance Characteristics

The combination of extremely high throughput compute, network and storage together with the unique database integration of the Recovery Appliance enables performance levels that easily support the data protection needs of an entire data center.

A single full rack Recovery Appliance with 2 Compute Servers and 18 Storage Servers is able to support Virtual Full Backups running at an effective rate of up to **120 TB/hour**. This rate far exceeds that of other products on the market and is only possible because the Recovery Appliance only needs to read, send, and process changed data and therefore performs much less work than other products.

A single rack Recovery Appliance can achieve a sustained Delta Ingest rate of up to 12 TB/hour. In other words it can receive 12 TB/hour of change data, and convert it into **120TB/hour** of virtual backups. It is able to support a restore rate of up to 12 TB/hour.

As racks are added to the configuration, both performance and capacity increase linearly. An 18-rack Recovery Appliance achieves Virtual Full Backup rates of up to **2 Petabytes/hour**, and 216 TB/hour of Delta Ingest and Restore.

With the latest Recovery Appliance software release, CPU usage during backup and restore operations has been significantly reduced, improving backup and restore throughput for base to half rack configurations.

Actual performance metrics will vary depending on the configuration chosen, specifics of the user data, source system throughput, and network connectivity.

## Software Configuration

All software needed to run the Recovery Appliance is included in a single software license:

- Backup, recovery, and replication
- Embedded Oracle database for metadata and RMAN recovery catalog
- RMAN backup module for Recovery Appliance
- Storage software
- Oracle Secure Backup software
- Oracle Enterprise Manager monitoring and management

As is usual with Oracle licenses, Recovery Appliance licenses are fully transferrable to new appliances. Because the license metric is the storage disk drive and not terabytes of storage, newer appliances with much larger disk drives and faster processors will be able to use existing licenses.

### IDC

*“Enterprises need to protect vital data for their critical business applications in real time without the downtime or data loss often experienced when using traditional approaches. The Zero Data Loss Recovery Appliance meets this demand with a simple, yet powerful solution that easily scales to protect databases enterprise-wide and meet ever-stringent recovery point objectives.”*

Laura Dubois, Program Vice President,  
Storage Practice, IDC

## End-to-End Management of Data Protection

Data protection administration tasks are typically scattered across multiple fragmented management islands that correspond to IT roles – e.g. database administrators, backup administrators and storage administrators. Therefore, it is often nearly impossible for a DBA to determine whether a backup initiated using RMAN has reached its destination (e.g. tape) without any problems in the intermediate layers.

The Recovery Appliance solves this problem with fully automated, unified data protection management.

### Unified Management Through Enterprise Manager Cloud Control

The Recovery Appliance provides a complete, end-to-end view into the data protection lifecycle using Oracle Enterprise Manager Cloud Control – from the time the backup is initiated using RMAN, to the time it is stored on disk, tape, and/or replicated to another Recovery Appliance in a remote data center. All backup locations are tracked by the Recovery Appliance catalog, so that any RMAN restore and recovery operation can retrieve the most appropriate backups, wherever they reside. Only the Recovery Appliance can provide this level of end-to-end visibility into the data protection lifecycle.

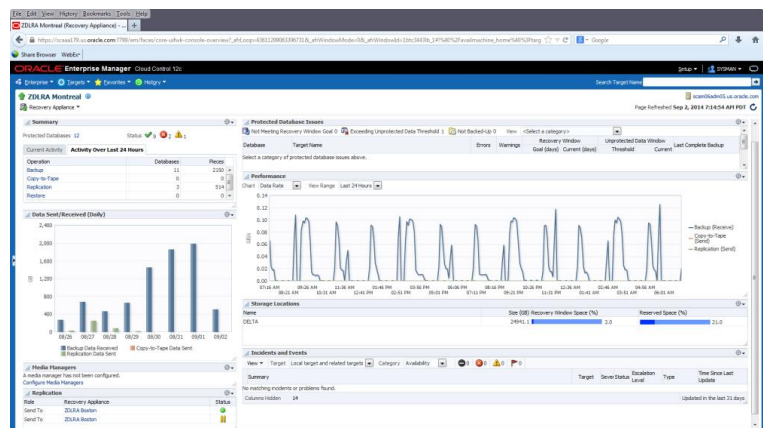


Figure 3. Recovery Appliance: End-to-End Data Protection Management

The Recovery Appliance delivers advanced storage monitoring and reporting to effectively manage current and future throughput, in addition to capacity requirements based on data



**RELATED PRODUCTS**

- Oracle Database 10g, 11g, 12c
- Oracle Secure Backup
- Enterprise Manager

**RELATED SERVICES**

The following services support the Zero Data Loss Recovery Appliance:

- Advanced Customer Services
- Oracle Premier Support for Systems
- Consulting Services

growth. The amount of space needed for each database under Recovery Appliance management is predictively calculated based on its historical backup space usage and recovery window goal. Space needed is prominently displayed for each database in Enterprise Manager and the appliance aggregates total space needed for all databases as a percentage of total storage available, thereby taking the guesswork out of accommodating data growth. Want to know when capacity will be exceeded based on current data growth? Look no further than the Recovery Appliance Capacity Reports which provide summary and detailed information on storage utilization, average and maximum throughput for 7, 31, and 365 days plus detailed information on CPU, Memory and IOPS. In addition, warnings can be generated if space needed is within 15% (or other user configurable threshold) of total available space.

The simplicity of unified management for Oracle database data protection is demonstrated through the streamlined manner in which databases are added to Recovery Appliance protection management:

- To add a new database, the Recovery Appliance Administrator uses the Enterprise Manager “*Add Protected Database*” wizard to associate the database with an appropriate protection policy and establish the database’s credentials.
- The Database Administrator then uses the database’s Enterprise Manager Backup Settings page to select the Recovery Appliance as the backup destination, and optionally enables Real-time Redo Transport for continuous data protection.

## Summary: Redefining Oracle Database Protection

Existing data protection solutions fail to meet the demands of critical databases because they treat databases as simply generic files to copy rather than as transactional systems with specific data integrity, performance and availability requirements. With today’s solutions, business data is lost, end users are impacted, and deployment and management are complex and fragmented.

Oracle’s Zero Data Loss Recovery Appliance tightly integrates advanced data protection technologies with Oracle Database to address these challenges head-on. The Recovery Appliance redefines the database protection landscape with an innovative, never-before-seen approach that:

- **Eliminates Data Loss:** Unique database integration enables continuous transport of redo data to the appliance, providing real-time protection for the most recent transactions so that databases can be restored without data loss.
- **Protects Data from Disasters:** The Recovery Appliance can replicate data in real-time to a remote Recovery Appliance and regularly archive backups to tape, in order to protect business data from site outages. Database blocks are continuously validated to eliminate data corruption at any stage of transmission or processing.
- **Eliminates Production Impact:** Backup algorithms integrated into Oracle Database send only changed data to the appliance minimizing production database impact, I/O traffic, and network load. All expensive backup processing is offloaded to the appliance. Unproductive backup windows no longer hamper business continuity.
- **Offloads Tape Archival:** The Recovery Appliance can directly archive backups to low-cost tape storage, offloading production database servers. Archival operations can run both day and night to improve tape drive utilization.

- **Enables Restore to Any Point-in-Time:** The database change data stored on the appliance can be used to efficiently create Virtual Full Database copies at any desired point in time.
- **Delivers Cloud-Scale Protection:** A single Recovery Appliance can serve the data protection requirements of thousands of databases in a data center or region. Capacity expands seamlessly to Petabytes of storage, with no downtime. Organizations can now implement Database Protection as a Service using a policy-based approach, which provides administrators with end-to-end visibility into the state of enterprise database protection at any time.

## RECOVERY APPLIANCE X6 HARDWARE SPECIFICATION

---

### Base Rack

---

2 x Compute Servers, each with the following connectivity for use by protected databases, replication, or tape backup:

- 3 x 1/10 Gb Ethernet Ports (copper)
- Sun Dual 10 Gb Ethernet SFP+ PCIe 2.0 Low Profile Adapter incorporating Intel 82599 10 Gb Ethernet controller and supporting pluggable SFP+ Transceivers. ROHS-5.
  - » 2 x 10 Gb Ethernet Ports (optical)
- Sun Storage Dual 16 Gb Fibre Channel PCIe Universal HBA, QLogic for tape connectivity (optional)
  - » 2 x 16 GB Fibre Channel Ports

Each compute server additionally contains:

- 2 x 22-core Xeon E5-2699 v4 processors
  - 256 GB Memory
  - 2 x QDR (40 Gb/s) InfiniBand Ports
  - Oracle Integrated Lights Out Manager (ILOM)
  - 2 x Redundant Hot-Swappable Power Supplies
  - Redundant Hot-Swappable Fans
  - Disk Controller HBA with 1 GB Supercap-backed Write Cache
- 

3 x Storage Servers each with:

- 12 x 8 TB (raw) 7,200 RPM High Capacity disks

Each storage server additionally contains:

- 2 x 10-core Xeon E5-2630 v4 processors
  - 128 GB Memory
  - Between 2x and 4x PCI flash cards
  - Oracle Integrated Lights Out Manager (ILOM)
  - 2 x Redundant Hot-Swappable Power Supplies
  - 2 x QDR (40Gb/s) InfiniBand Ports
  - Redundant Hot-Swappable Fans
  - Disk Controller HBA with 1 GB Supercap-backed Write Cache
- 

2 x 36 port QDR (40 Gb/sec) InfiniBand Switches

- Each InfiniBand switch has 6 ports available for external connectivity
- 

Management Connectivity

- Ethernet switch for administrative connectivity to servers
    - » 2 x 1 GbE copper uplink ports available for connectivity to data center management network
- 

Rack Infrastructure Hardware:

- 42U Rack
  - 2 x Redundant Power Distributions Units (PDUs)
- 

Included Spare Parts Kit Contains:

- 1 x 8 TB High Capacity disk
  - 1 x PCI flash card
- 

Incrementally add storage servers to a Base Rack to increase capacity

- Maximum of 18 Storage Servers in a single X6 Full Rack

**RECOVERY APPLIANCE X6 ENVIRONMENTAL SPECIFICATION**

Component	Base Rack	Full Rack
Height	78.66" – 1998 mm	
Width	23.62" – 600 mm	
Depth	47.24" – 1200 mm	
Weight	840.5 lbs (381.2 kgs)	1930.5 lbs (875.7 kgs)
Maximum power usage	<ul style="list-style-type: none"> <li>4.0 kW (4.1 kVA)</li> </ul>	<ul style="list-style-type: none"> <li>12.8 kW (13.1 kVA)</li> </ul>
Typical power usage <sup>1</sup>	<ul style="list-style-type: none"> <li>2.8 kW (2.9 kVA)</li> </ul>	<ul style="list-style-type: none"> <li>9.0 kW (9.2 kVA)</li> </ul>
Cooling at maximum usage	<ul style="list-style-type: none"> <li>13,679 BTU/hr (14,432 kJ/hr)</li> </ul>	<ul style="list-style-type: none"> <li>43,774 BTU/hr (46,182 kJ/hr)</li> </ul>
Cooling at typical usage	<ul style="list-style-type: none"> <li>9,575 BTU/hr (10,102 kJ/hr)</li> </ul>	<ul style="list-style-type: none"> <li>30,642 BTU/hr (32,327 kJ/hr)</li> </ul>
Airflow at maximum usage <sup>2</sup>	<ul style="list-style-type: none"> <li>633 CFM</li> </ul>	<ul style="list-style-type: none"> <li>2027 CFM</li> </ul>
Airflow at typical usage <sup>2</sup>	<ul style="list-style-type: none"> <li>443 CFM</li> </ul>	<ul style="list-style-type: none"> <li>1419 CFM</li> </ul>
Acoustic Noise Operating	<ul style="list-style-type: none"> <li>8.3B</li> </ul>	<ul style="list-style-type: none"> <li>8.5B</li> </ul>
Temperature Operating: 5° C to 32° C (41° F to 89.6° F)		
Humidity Operating: 10% to 90% relative humidity, non-condensing		
Altitude Operating: Up to 3,048m, max. ambient temperature is de-rated by 1° C per 300m above 900m		
<sup>1</sup> Typical power usage varies by application load.		
<sup>2</sup> Airflow must be front-to-back.		

**RECOVERY APPLIANCE X6 STORAGE SERVER ENVIRONMENTAL SPECIFICATION<sup>1</sup>**

Component	Specification
Dimensions	<ul style="list-style-type: none"> <li>Height: 3.5 in. (87.6 mm)</li> <li>Width: 17.5 in. (445.0 mm)</li> <li>Depth: 29.0 in. (737.0 mm)</li> </ul>
Weight	<ul style="list-style-type: none"> <li>73 lbs. (33.1 kgs)</li> </ul>
Power at maximum usage	<ul style="list-style-type: none"> <li>0.588 kW (0.600 kVA)</li> </ul>
Power at typical usage <sup>2</sup>	<ul style="list-style-type: none"> <li>0.412 kW (0.420 kVA)</li> </ul>
Cooling at maximum usage	<ul style="list-style-type: none"> <li>2,006 BTU/hour / (2,117 kJ/hour)</li> </ul>
Cooling at typical usage	<ul style="list-style-type: none"> <li>1,404 BTU/hour / (1,482 kJ/hour)</li> </ul>
Airflow at maximum usage <sup>3</sup>	<ul style="list-style-type: none"> <li>93 CFM</li> </ul>
Airflow at typical usage <sup>3</sup>	<ul style="list-style-type: none"> <li>65 CFM</li> </ul>
Acoustic Noise Operating	<ul style="list-style-type: none"> <li>7.8B</li> </ul>
Temperature Operating: 5° C to 32° C (41° F to 89.6° F)	
Humidity Operating: 10% to 90% relative humidity, non-condensing	
Altitude Operating: Up to 3,048 m, max. ambient temperature is de-rated by 1° C per 300 m above 900 m	
<sup>1</sup> The storage server environmental specifications are for a single server, standalone environment. Once the storage server is added to a Recovery Appliance X6 rack, the rack environmental specifications will take precedence.	
<sup>2</sup> Typical power usage varies by application load.	
<sup>3</sup> Airflow must be front-to-back.	

**RECOVERY APPLIANCE X6 REGULATIONS & CERTIFICATIONS<sup>1</sup>**

---

Regulations<sup>1</sup>:

- Safety: UL/CSA 60950-1, EN 60950-1, IEC 60950-1 CB Scheme with all country differences
  - RFI/EMI: EN55022, EN61000-3-11, EN61000-3-12
  - Immunity: EN 55024
  - Emissions and Immunity: EN300 386
- 

Certifications<sup>1</sup>:

- North America (NRTL), European Union (EU), International CB Scheme, BSMI (Taiwan), C-Tick (Australia), CCC (PRC), MSIP (Korea), CU EAC (Customs Union), VCCI (Japan)
- 

European Union Directives<sup>1</sup>:

- 2006/95/EC Low Voltage Directive, 2004/108/EC EMC Directive, 2011/65/EU RoHS Directive, 2012/19/EU WEEE Directive
- 

<sup>1</sup> All standards and certifications referenced are to the latest official version at the time the data sheet was written. Other country regulations/certifications may apply. In some cases, as applicable, regulatory and certification compliance were obtained at the component level.

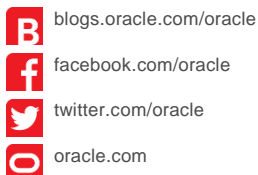
---



## CONTACT US

For more information about the Zero Data Loss Recovery Appliance, visit [oracle.com/recoveryappliance](http://oracle.com/recoveryappliance) or call +1.800.ORACLE1 to speak to an Oracle representative.

## CONNECT WITH US

**Hardware and Software, Engineered to Work Together**

Copyright © 2016, Oracle and/or its affiliates. All rights reserved. This document is provided for information purposes only, and the contents hereof are subject to change without notice. This document is not warranted to be error-free, nor subject to any other warranties or conditions, whether expressed orally or implied in law, including implied warranties and conditions of merchantability or fitness for a particular purpose. We specifically disclaim any liability with respect to this document, and no contractual obligations are formed either directly or indirectly by this document. This document may not be reproduced or transmitted in any form or by any means, electronic or mechanical, for any purpose, without our prior written permission.

Oracle and Java are registered trademarks of Oracle and/or its affiliates. Other names may be trademarks of their respective owners.

Intel and Intel Xeon are trademarks or registered trademarks of Intel Corporation. All SPARC trademarks are used under license and are trademarks or registered trademarks of SPARC International, Inc. AMD, Opteron, the AMD logo, and the AMD Opteron logo are trademarks or registered trademarks of Advanced Micro Devices. UNIX is a registered trademark of The Open Group.