


Name of the Company: Oracle Financial Services Software Limited								
Scrip Code: BSE- 532466, NSE- OFSS ; Name of the scrip: OFSS Equity Shares, Class of security: Equity Shares								
Quarter ended: 31.3.2012								
Category code	Category of shareholder	Number of shareholders	Total number of shares	Number of shares held in dematerialized form	Total shareholding as a percentage of total number of shares		Shares Pledged or otherwise encumbered	
					As a percentage of (A+B) ¹	As a percentage of (A+B+C)	Number of Shares	As a percentage
(I)	(II)	(III)	(IV)	(V)	(VI)	(VII)	(VIII)	(IX) = (VIII) / (IV) * 100
(A)	Promoter and Promoter Group							
(1)	Indian	0	0	0	0	0	0	0.00
(a)	Individuals/ Hindu Undivided Family	0	0	0	0	0	0	0.00
(b)	Central Government/ State Government(s)	0	0	0	0	0	0	0.00
(c)	Bodies Corporate	0	0	0	0	0	0	0.00
(d)	Financial Institutions/ Banks	0	0	0	0	0	0	0.00
(e)	Any Other (specify)	0	0	0	0	0	0	0.00
	Sub-Total (A)(1)	0	0	0	0	0	0	0.00



Category code	Category of shareholder	Number of shareholders	Total number of shares	Number of shares held in dematerialized form	Total shareholding as a percentage of total number of shares		Shares Pledged or otherwise encumbered	
					As a percentage of (A+B) ¹	As a percentage of (A+B+C)	Number of Shares	As a percentage (IX) = (VIII) / (IV) * 100
(I)	(II)	(III)	(IV)	(V)	(VI)	(VII)	(VIII)	(IX)
(2)	Foreign							
(a)	Individuals (Non-Resident Individuals/ Foreign Individuals)	0	0	0	0	0	0	0.00
(b)	Bodies Corporate	1	6,74,81,698	6,74,81,698	80.36	80.36	0	0.00
(c)	Institutions	0	0	0	0	0	0	0.00
(d)	Any Other (specify)	0	0	0	0	0	0	0.00
	Sub-Total (A)(2)	1	6,74,81,698	6,74,81,698	80.36	80.36	0	0.00
	Total Shareholding of Promoter and Promoter Group (A)= (A)(1)+(A)(2)	1	6,74,81,698	6,74,81,698	80.36	80.36	0	0.00



Category code	Category of shareholder	Number of shareholders	Total number of shares	Number of shares held in dematerialized form	Total shareholding as a percentage of total number of shares		Shares Pledged or otherwise encumbered	
					As a percentage of (A+B) ¹	As a percentage of (A+B+C)	Number of Shares	As a percentage
(I)	(II)	(III)	(IV)	(V)	(VI)	(VII)	(VIII)	(IX) = (VIII) / (IV) * 100
(B)	Public shareholding						N.A	N.A
(1)	Institutions						N.A	N.A
(a)	Mutual Funds/UTI	91	34,17,568	34,17,568	4.07	4.07	-	-
(b)	Financial Institutions/ Banks	4	1,76,214	1,76,214	0.21	0.21	-	-
(c)	Central Government/ State Government(s)	0	0	0	0	0	-	-
(d)	Venture Capital Funds	0	0	0	0	0	-	-
(e)	Insurance Companies	0	0	0	0	0	-	-
(f)	Foreign Institutional Investors	93	31,32,497	31,32,497	3.73	3.73	-	-
(g)	Foreign Venture Capital Investors	0	0	0	0	0	-	-
(h)	Any Other (specify)	0	0	0	0	0	-	-
	Sub-Total (B)(1)	188	67,26,279	67,26,279	8.01	8.01	N.A	N.A



Category code	Category of shareholder	Number of shareholders	Total number of shares	Number of shares held in dematerialized form	Total shareholding as a percentage of total number of shares		Shares Pledged or otherwise encumbered	
					As a percentage of (A+B)	As a percentage of (A+B+C)	Number of Shares	As a percentage (IX) = (VIII) / (IV) * 100
(I)	(II)	(III)	(IV)	(V)	(VI)	(VII)	(VIII)	(IX)
(2)	Non-institutions						N.A	N.A
(a)	Bodies Corporate	540	5,44,343	5,44,343	0.65	0.65	-	-
(b)	Individuals -							
	i. Individual shareholders holding nominal share capital up to Rs. 1 lakh.	15,903	42,11,737	37,44,240	5.01	5.01	-	-
	ii. Individual shareholders holding nominal share capital in excess of Rs. 1 lakh.	49	18,58,219	14,55,239	2.21	2.21	-	-
(c)	Any Other (specify)							
i.	Hindu Undivided Family	139	14,405	14,405	0.02	0.02	-	-
ii.	Foreign Mutual Fund	14	11,31,984	11,31,984	1.35	1.35	-	-
iii.	Clearing Member	145	32,684	32,684	0.04	0.04	-	-
iv.	Market Maker	13	6,043	6,043	0.01	0.01	-	-
v.	Foreign Nationals	0	0	0	0	0	-	-




Category code	Category of shareholder	Number of shareholders	Total number of shares	Number of shares held in dematerialized form	Total shareholding as a percentage of total number of shares		Shares Pledged or otherwise encumbered	
					As a percentage of (A+B)	As a percentage of (A+B+C)	Number of Shares	As a percentage
(I)	(II)	(III)	(IV)	(V)	(VI)	(VII)	(VIII)	(IX) = (VIII) / (IV) * 100
vi.	Non Resident Indians (Repatriate)	300	7,97,014	7,97,014	0.95	0.95	-	-
vii.	Directors/ Relatives	1	1,000	1,000	0.00	0.00	-	-
viii.	Non Resident Indians (Non Repatriate)	245	9,82,059	9,78,859	1.17	1.17	-	-
ix.	Overseas Bodies Corporates	1	800	800	0.00	0.00	-	-
x.	Trusts	4	1,85,492	1,85,492	0.22	0.22	-	-
	Sub-Total (B)(2)	17,354	97,65,780	88,92,103	11.63	11.63	-	-
	Total Public Shareholding (B)= (B)(1)+(B)(2)	17,542	16,492,059	15,618,382	19.64	19.64	N.A.	N.A.
	TOTAL (A)+(B)	17,543	83,973,757	83,100,080	100.00	100.00	0	0.00



Category code	Category of shareholder	Number of shareholders	Total number of shares	Number of shares held in dematerialized form	Total shareholding as a percentage of total number of shares		Shares Pledged or otherwise encumbered	
					As a percentage of (A+B)	As a percentage of (A+B+C)	Number of Shares	As a percentage
(I)	(II)	(III)	(IV)	(V)	(VI)	(VII)	(VIII)	(IX) = (VIII) / (IV) * 100
(C)	Shares held by Custodians and against which Depository Receipts have been issued	0	0	0	N.A.	0	N.A.	N.A.
(1)	Promoter and Promoter Group	0	0	0	0	0	-	-
(2)	Public	0	0	0	0	0	-	-
	GRAND TOTAL (A)+(B)+(C)	17,543	83,973,757	83,100,080	100.00	100.00	N.A.	N.A.

N.A. – Not applicable

For Oracle Financial Services Software Limited



Hoshi D. Bhagwagar

Company Secretary
and Compliance Officer



(I)(a) Statement showing Shareholding Pattern –

N.A, as there are no partly paid-up shares / Outstanding convertible securities / Warrants, issued by the Company

Partly paid-up shares:-	No. of partly paid-up shares	As a % of total no. of partly paid-up Shares	As a % of total no. of shares of the company
Held by promoter/promoter group			
Held by public			
Total			
Outstanding convertible securities:-	No. of outstanding securities	As a % of total no. of outstanding convertible securities	As a % of total no. of shares of the company, assuming full conversion of the convertible securities
Held by promoter/promoter group			
Held by public			
Total			
Warrants:-	No. of warrants	As a % of total no. of warrants	As a % of total no. of shares of the company, assuming full conversion of Warrants
Held by promoter/promoter group			
Held by public			
Total			
Total paid-up capital of the company, assuming full conversion of warrants and convertible securities			



(I)(b) Statement showing holding of securities (including shares, warrants, convertible securities) of persons belonging to the category "Promoter and Promoter Group"


Sr. No.	Name of the shareholder	Details of Shares held		Encumbered shares (*)			Details of warrants		Details of convertible securities		Total shares (including underlying shares assuming full conversion of warrants and convertible securities) as a % of diluted share capital
		No. of Shares held	As a % of grand total (A) + (B) + (C)	No.	As a percentage	As a % of grand total (A) + (B) + (C) of sub-clause (I)(a)	Number of warrants held	As a % total number of warrants of the same class	Number of convertible securities held	As a % total number of convertible securities of the same class	
(I)	(II)	(III)	(IV)	(V)	(VI) = (V) / (III)* 100	(VII)	(VIII)	(IX)	(X)	(XI)	(XII)
1.	Oracle Global Mauritius Limited	6,74,81,698	80.36	0	0	0	0	0	0	0	0
TOTAL		6,74,81,698	80.36	0	0	0	0	0	0	0	0



(I) (c)(i) Statement showing holding of securities (including shares, warrants, convertible securities) of persons belonging to the category "Public" and holding more than 1% of the total number of shares

Sr. No.	Name of the shareholder	Number of shares held	Shares as a percentage of total number of shares {i.e., Grand Total (A)+(B)+(C) indicated in Statement at para (I)(a) above}	Details of warrants		Details of convertible securities		Total shares (including underlying shares assuming full conversion of warrants and convertible securities) as a % of diluted share capital
				Number of warrants held	As a % total number of warrants of the same class	Number of convertible securities held	% w.r.t. total number of convertible securities of the same class	
1.	Franklin Templeton Fixed Tenure Fund - Series VIII 60 Months Plan (Plan A) Pan:AAATT4931H	10,39,260*	1.24	0	0	0	0	0
TOTAL		10,39,260	1.24	0	0	0	0	0

* Note: Pursuant to Securities and Exchange Board of India's communication dated September 12, 2011, only for the purpose of Clause 35 reporting, the holdings of the shareholders have been calculated after consolidating the holdings spread across in their various demat accounts on the basis of their PAN.




(I)(c)(ii) Statement showing holding of securities (including shares, warrants, convertible securities) of persons (together with PAC) belonging to the category “Public” and holding more than 5% of the total number of shares of the company

Sr. No.	Name(s) of the shareholder(s) and the Persons Acting in Concert (PAC) with them	Number of shares	Shares as a percentage of total number of shares {i.e., Grand Total (A)+(B)+(C) indicated in Statement at para (I)(a) above}	Details of warrants		Details of convertible securities		Total shares (including underlying shares assuming full conversion of warrants and convertible securities) as a % of diluted share capital
				Number of warrants held	As a % total number of warrants of the same class	Number of convertible securities held	% w.r.t total number of convertible securities of the same class	
1.	-	0	0	0	0	0	0	0
2.	-	0	0	0	0	0	0	0
TOTAL		0	0	0	0	0	0	0

(I)(d) Statement showing details of locked-in shares

Sr. No.	Name of the shareholder	Number of locked-in shares	Locked-in shares as a percentage of total number of shares {i.e., Grand Total (A)+(B)+(C) indicated in Statement at para (I)(a) above}
1.	-	0	0
2.	-	0	0
TOTAL		0	0



(II)(a) Statement showing details of Depository Receipts (DRs)

Sr. No.	Type of outstanding DR (ADRs, GDRs, SDRs, etc.)	Number of outstanding DRs	Number of shares underlying outstanding DRs	Shares underlying outstanding DRs as a percentage of total number of shares {i.e., Grand Total (A)+(B)+(C) indicated in Statement at para (I)(a) above}
1.	-	0	0	0
2.	-	0	0	0
TOTAL		0	0	0

(II)(b) Statement showing holding of Depository Receipts (DRs), where underlying shares held by 'promoter/promoter group' are in excess of 1% of the total number of shares

Sr. No.	Name of the DR Holder	Type of outstanding DR (ADRs, GDRs, SDRs, etc.)	Number of shares underlying outstanding DRs	Shares underlying outstanding DRs as a percentage of total number of shares {i.e., Grand Total (A)+(B)+(C) indicated in Statement at para (I)(a) above}
1.	-	0	0	0
2.	-	0	0	0
TOTAL			0	0



(III) (a) **Statement showing the voting pattern of shareholders, if more than one class of shares/securities is issued by the issuer.**

(Give description of voting rights for each class of security:


Class X:

Class Y:


Class Z :)

N.A. as there is only one class of Security i.e. Equity Shares

Category code	Category of shareholder	Number of Voting Rights held in each class of securities			Total Voting Rights (III+IV+V)	Total Voting Rights i.e. (VI)	
		Class X	Class Y	Class Z		As a percentage of (A+B)	As a percentage of (A+B+C)
(I)	(II)	(III)	(IV)	(V)	(VI)	(VII)	(VIII)
(A)	Promoter and Promoter Group						
(1)	Indian						
(a)	Individuals/ Hindu Undivided Family						
(b)	Central Government/ State Government(s)						
(c)	Bodies Corporate						
(d)	Financial Institutions/ Banks						
(e)	Any Other (specify)						
	Sub-Total (A)(1)						
(2)	Foreign						
(a)	Individuals (Non-Resident Individuals/ Foreign Individuals)						
(b)	Bodies Corporate						
(c)	Institutions						
(d)	Any Other (specify)						
	Sub-Total (A)(2)						



	Total Shareholding of Promoter and Promoter Group (A)= (A)(1)+(A)(2)						
(B)	Public shareholding						
(1)	Institutions						
(a)	Mutual Funds/UTI						
(b)	Financial Institutions/ Banks						
(c)	Central Government/ State Government(s)						
(d)	Venture Capital Funds						
(e)	Insurance Companies						
(f)	Foreign Institutional Investors						
(g)	Foreign Venture Capital Investors						
(h)	Any Other (specify)						
	Sub-Total (B)(1)						
(2)	Non-institutions						
(a)	Bodies Corporate						
(b)	Individuals - iii. Individual shareholders holding nominal share capital up to Rs. 1 lakh. iv. Individual shareholders holding nominal share capital in excess of Rs. 1 lakh.						
(c)	Any Other (specify)						
	Sub-Total (B)(2)						



	Total Public Shareholding (B)= (B)(1)+(B)(2)						
	TOTAL (A)+(B)						
(C)	Shares held by Custodians and against which Depository Receipts have been issued						
	GRAND TOTAL (A)+(B)+(C)						

