



# Flexible authoring solutions for learning professionals

## Using ToolBook and Adobe products together as a complete content authoring suite

If you are an eLearning developer producing educational content, you need to ensure that the different kinds of resources you produce—whether they're used on their own or aggregated into courses—deliver true enterprise results. Most likely, you use a variety of production tools to create different kinds of learning content. Since Adobe announced it will not continue development of future Macromedia® Authorware® from Adobe releases, current Authorware users have been exploring alternative authoring options. This white paper considers some of the reasons current Authorware users as well as eLearning developers in general should consider combining SumTotal Systems' ToolBook with Adobe® Captivate® software and Adobe Flash® Professional software for a complete content authoring solution.

### Table of contents

- 1 What is ToolBook?
- 2 Authorware vs. ToolBook functionality
- 2 Using ToolBook and Adobe products together
- 3 Using the ToolBook Book Wizard
- 3 Using the ToolBook catalog
- 3 Using the ToolBook Actions Editor
- 4 Deploying to a Learning Management System (LMS)
- 4 Summary

### What is ToolBook?

Today's professional learning content developers use a collection of different production tools. They want to automate the production process as much as possible to deliver their courses ahead of schedule. Thanks to the flexibility of open formats such as SWF and PDF, and standards such as SCORM, Adobe's rapid and powerful authoring tools are ideal companions to many third-party applications and platforms currently available. One such application is ToolBook Instructor, which helps eLearning developers create online assessments, simulations, and other types of learning materials that contain SWF content created with Adobe Captivate or Flash software. Flash software enables users to create rich, interactive, and dynamic content for digital, web, and mobile platforms. Adobe Captivate is a programming-free authoring tool designed for learning professionals and subject matter experts to easily develop software training, scenario-based simulations, and quizzes.

While ToolBook is also a programming-free authoring tool, it provides strong authoring capabilities that automate authoring tasks and aggregate content produced with Adobe products. ToolBook was also recently recognized with the eLearning Guild Research 2007 Platinum Award for Power and Functionality in Testing and Assessment Tools. (The eLearning Guild is a global community of practice for eLearning professionals with more than 25,000 members.) By combining ToolBook with Adobe products, you can create a comprehensive solution for authoring and delivering educational content that makes it easier to design learning initiatives that meet your business goals.

## Authorware vs. ToolBook functionality

If you are an Authorware developer who is currently researching new tools and platforms, you are likely looking for a solution that provides the same functionality Authorware delivers. Table 1 shows how ToolBook handles many Authorware capabilities.

Authorware feature	ToolBook feature
Set and modify properties	Property sheets
Palette to create common object primitives	Tool palette
Knowledge objects, testing, and assessments	Catalog of predefined objects, SmartPages, and eLearning standards support
Create interactions	Catalog of predefined objects and Action Event system
Flowchart metaphor	Does not have a flowchart metaphor but the Book Outline view provides course structure and objects in each page, and you can author faster in this view
Set direction of flow when user accesses learning	Properties of catalog objects and logic used in the Action Event system
Incorporate content created with Flash and Adobe Captivate	Flash catalog object and the Action Event system for advanced interoperability
Make the most out of Adobe media	Universal Media Player, Flash Player, and the Action Event system
Media synchronization	Universal Media Player, the Action Event system, and Timer Marker feature
Track and record user activity	Supports SCORM 2004, SCORM 1.2, AICC, e-mail, HTTP Post, and access to JavaScript and ActiveX*
Process a piece and play it over the Internet, an intranet, or a CD-ROM	Publish To Web converts content to DHTML
Xtra extensions	LiveXtensions and Developers Exchange
Variables, functions, and Xtra Extensions for web deployment	The Action Event system, Shared Action Scripts, and Publish to Web
Package a piece to deploy as Windows® EXE for LAN or CD-ROM deployment; accessing Windows API	Autopackager and built-in scripting
Variables, functions, and Xtra Extensions for Windows EXEs	The Action Event system, Shared Action Scripts, OpenScript, and Autopackager
Create custom authoring tools	Scripting support to create custom authoring tools and extensions

**Table 1. Feature map for Authorware vs. ToolBook**

## Using ToolBook and Adobe products together

As described by Ruth Clark in her article, “Leveraging Multimedia for learning,” which is available at [www.adobe.com/products/captivate/pdfs/captivate\\_leveraging\\_multimedia.pdf](http://www.adobe.com/products/captivate/pdfs/captivate_leveraging_multimedia.pdf), learning content is effective when it engages the learner, making it easier to memorize information for long-term retention and immediate recall. By using ToolBook Instructor and Adobe products such as Adobe Captivate, Flash, and Adobe Premiere® software together, you can produce a wide range of effective educational content, such as software application simulations, soft skills training, business simulations, technical simulations, and virtual world simulations without writing a single line of code. And developers using Adobe tools can integrate their content directly into courses developed with ToolBook Instructor.

ToolBook makes it easy to perform common authoring activities yet still provides the power, speed, and flexibility to implement learning content that meets a company’s instructional design goal. This is achieved through ToolBook’s Book Wizards, the catalog, and the Actions Editor.

## Using the ToolBook Book Wizard

The Book Wizard, SmartStyles, and SmartPages provide quick production of common types of online learning content, so you can get started quickly with ToolBook. For example, authors can select a course outline for compliance training that only requires them to incorporate their own content.

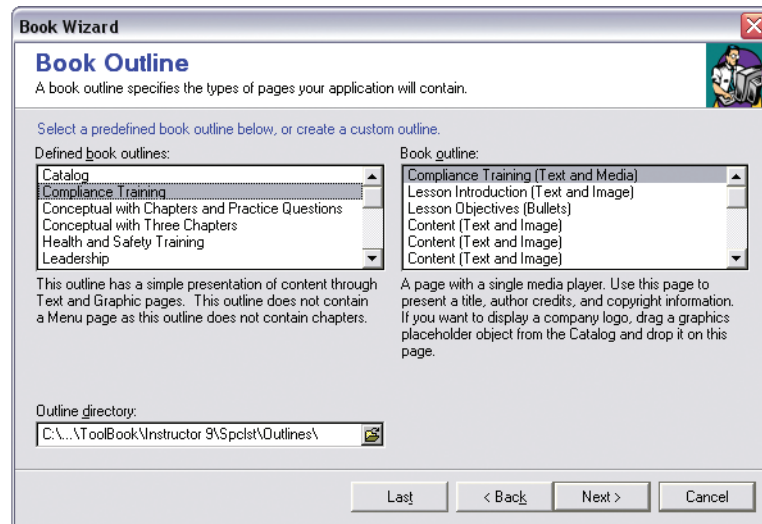


Figure 1. Selecting a course outline in the ToolBook Book Wizard.

## Using the ToolBook catalog

With the ToolBook catalog's predefined objects, you can easily incorporate content created with Flash and Adobe Captivate into ToolBook.

ToolBook provides catalog objects to integrate audio, video, HTML, and digital images produced with Adobe products with a few mouse clicks.

## Using the ToolBook Actions Editor

The ToolBook Actions Editor is a visual programming feature you can use to create adaptive learning that changes based on the learner's level of proficiency as demonstrated during an online activity. With the Actions Editor, you can create complex interactivity, adjust playback control, and add much more to your course. The Actions Editor provides advanced control over Adobe Flash Player, which enables two-way communication between the ToolBook platform and content produced from Adobe tools.

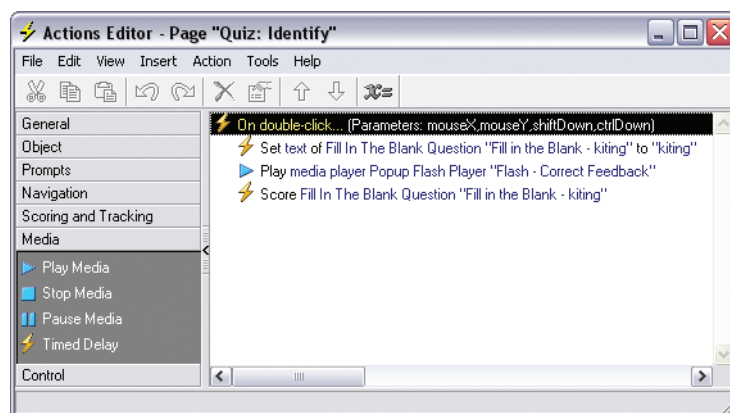


Figure 2. ToolBook Actions Editor.

## Deploying to a Learning Management System (LMS)

With easy publishing to the SumTotal Enterprise Suite or any AICC and SCORM conforming LMS, you can distribute learning content with tracking capabilities, such as scoring and item-level analysis.

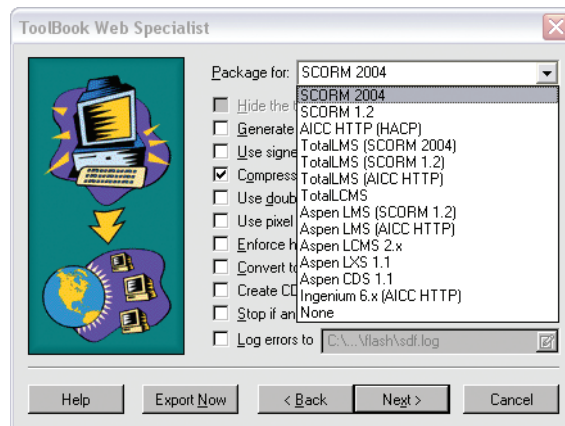


Figure 3. Enabling ToolBook's learning standards support.

For a robust and integrated learning management and virtual classroom solution, SumTotal's Enterprise Suite and Adobe Connect® work together to provide corporations a hub for delivering online learning as well as capturing mission-critical knowledge.

### Summary

With Adobe products that publish to standard formats, and applications such as ToolBook Instructor that support them, instructional designers and developers have a wide variety of choices to build an ideal toolkit that meets their needs and integrates with their workflows. When combined, these industry-leading applications provide a complete solution for eLearning professionals.

### For more information

Learn more about ToolBook by visiting [www.toolbook.com](http://www.toolbook.com).

For more information on how to integrate Adobe Flash and Adobe Captivate content into ToolBook, visit the Developer Connection at [www.adobe.com/devnet](http://www.adobe.com/devnet).



**Adobe Systems Incorporated**  
345 Park Avenue  
San Jose, CA 95110-2704  
USA  
[www.adobe.com](http://www.adobe.com)

Adobe, the Adobe logo, Adobe Connect, Authorware, Captivate, Flash, and Macromedia are either registered trademarks or trademarks of Adobe Systems Incorporated in the United States and/or other countries. ActiveX and Windows are either registered trademarks or trademarks of Microsoft Corporation in the United States and/or other countries. All other trademarks are the property of their respective owners.

© 2007 Adobe Systems Incorporated. All rights reserved. Printed in the USA.  
95010201 11/07