







Спуыгт с Есн





Ujctgf Nkpg 57

Dctig 57

Cff [qwtugh

Gpcedng










- Rqygt/ucxg oqfg
- Jcpfugv tguv


## Phone Connections

Wug vjg hqmqykipi hkiwtg vq jgnr {qw eqppgev {qwt rjppg vq vjg eqtrqtcvg KR vgnr jqp{ pgyv qtm0




- Rjpgg

	rqtv		
--	------	--	--



---

---

---

---

---





---

---

---



## Phone Setup

---

- [Equipment Requirements](#) 33
- [Cable Connections](#)

## Procedure

---

Step 1 kpuqtv vjg ewtxgf eqppgevtu kvq vjg



# Make Calls

Jgtg ctg uq o g gcu{ yc{u vq rnceg c ecnn qp {qwt Ekueq Wpkkhgf KR Rj qpg0

- [qw



Dial Number On-Hook with Call Log Filtering

# Answer Calls

[qwt Ekueq KR Rjqpg yqtmu lwuv nkmg c tgi wnet rjqpg<sup>0</sup> Dww yg o cmg kv geukgt hqt {qw





Dghqtg eq o rñgkpi c vtcpuhgt rtqegftg.

## Mute Phone

[qw ecp dnqem cwfkq kprwv hqt {qwt jcpfugv. jgc fugv. cpf urgcmgtr jppg. uq vjcv {qw ecp jgct qv jgt rctvkgu qp vjg ecm dwv vjg{ ecppqv jgct {qw}

### Procedure

---

Step 1 Rtgau **Owv**  vq vwtv Owv qp

Step 2 Rtgau **Owv** c i ckp vq vwtv Owv qhh

---

## Mute Video

Owv emqy u {qw vq dnqem cwfkq kprwv hqt {qwt jcpfugv. jgc fugv. cpf urgcmgtr jppg. uq vjcv

# View Active Call Statistics

Procedure

# Hold Call

J qif cnnqyu {qw vq rww cp cevkxg ecnn kpvq c jgif uvcvg0 [qwt r jppg cnnqyu qpg cevkxg ecnn cv c vko g= qvjgt f



Answer a Call Left on Hold for Too Long

# Call Park

[qw

Kh {qw hckn vq tgvtkgxf q{wpv qh vk o g. vjg ecnn ku tgfktgevgf vq cpqvjgt  
fguvkpcvkqp \*ugv wr d{ {qwt u{uvgo cf o kpkwvctvqt+. uwej cu xqkeg o ckn0 Kh vjg ecnn igvu tgfktgevgf. kv ecp pq nqi gt  
dg tgvtkgxf d{ wukpi Ecm Rctm0

---

Place a Call on Hold with Assisted Directed Call Park

# Intercom Calls

[qw ecp rnceg cpf tgegkxg qpg/yc { ecnuu wukpi cp kpvgteq o nkpg}]

Y jgp {qw rnceg cp kpvgteq o ecnu. vjg tgekrkgpv}

## Before You Begin

[qw tgegkxg c o guucig qp {qwt rjqpg uetggp. cpf cp cwfkdnng cngtv0 [qwt rjqpg cpuygtu vjg kpvgteq o ecnn kp yjkurgt oqfg0

## Procedure

---

Step 1

Uq o gyk o gu. {qw ecp ceeguu v jg



CHAPTER

## Contacts

---





## Procedure

---

Step 1



# Delete a Fast Dial Code

Procedure

---

Step 1 **Rtguu Eqpvcvu**

Step 6 Gpvgt vjg rjqpg pwo dgt vjcv {qw ycpv vq fkc. cpf rtguu **Fkcn**}

Step 7 Rtgau **Jcpi wr** qt jcpi wr vjg jcpfugv chvgt {qw eq o rnvq {qwt ecnn}}

---

## Change Cisco Web Dialer Preferences

### Procedure

---

Step 1 Wug



## Call History

---

.

Ecmu hqt vjg uc og ecmngt KF cpf rjqpg pwodgt ctg itqwrgf vqigvjgt qpn{ yjgp

• Hqt gcej o wmkrtv{


• Rtgau



# Delete Call Record from Call History

## Procedure

---

- Step 1 Rtguu **Crrnkecvkqpu** 
- Step 2 Wug vjg Pcxki cvkqp rcf cpf Ugngev dwwqp vq uetqm cpf ugngev **Ecm Jkuvqt**{0
- Step 3 Jki jnki jv vjg kpfkxfwcn



# Voicemail

---

- [qwt Xqkego ckn Ceeqwpv. rcig 63
- Ejgem h

h

ego ?





# Add Third Party to Conference

## Procedure

---

Step 1 Uvctv ykvj c eqppgevgf ecnn vjcv ku pqv qp jqnf0

Step 2 Rtguu **Eqphgtpeg**  cpf fq qpg qh vjg

## Procedure

---

- Step 1 Ecnn c pgy eqphgtgpeg rctvkekrcpv. dwv fq pqv cff vjg rctvkekrcpv vq vjg eqphgtgpeg0  
Yckv wvkn vjg ecnn ku eqppgevgf0
- Step 2 Rtguu **Uy cr** vq vqi ing

Procedure



Make a Call With a Speed-Dial Code

- [qw o wuv yckv hqt





## Procedure

- 
- Step 1 Rtguu **Fq pqv fkuwtd** vq vwtp qp FPF0  
Step 2 Rtguu **Fq pqv fkuwtd** c ickp vq vwtp qhh FPF0
- 

## Line Status

Nkpg uvcvwu kp fkecvqtu emqy {qw vq xkg y vjg uvcvg qh c r j qpg nkpg vjcv ku cuuqekcvgf ykvj c urggf/fkcn dwwvqp0  
Hqt oqtg kphqt ocvkqp. eqpvcev {qwt u{uvg o cf okpkuvtecvqt0

Nkpg uvcvwu kp fkecvqtu ujqy vjg uvcvg qh c nkpg0

Icon	Indicator
	Nkpg ku kp wug0
	Nkpg ku kfg0
	Nkpg ku tkp i k p i 0 *Qpn{ hqt Ecnn Rkemwr0+
	Nkpg ku kp c Fq Pqv Fkuwtd *FPF+ uvcvg0

Nkpg uvcvwu kp fkecvqtu ecp dg ugv wr qp urggf/fkcn dwwvqpu d{

# Malicious Call Identification

[qw ecp wug o cnkekqwu ecnn kfgpvkhkecvkqp \*OEKF+ vq kfgpvkh { cp cevkxg ecnn cu uwurkekqwu) OEKF uvctvu c ugtkgu qh cwvq o cvgf vtcemkpi cpf pqvkhkecvkqp o guuc i gu)

## Trace a Suspicious Call

Kh {qw tgegkxg wpycpvgf qt jctcuukpi ecnnu. wug o cnkekqwu ecnn kfgpvkhkecvkqp \*OEKF+ vq cngtv {qwt cf o kpkvctcvqt) [qwt u t

[qw cuuqekcyg {qwt oqdkng rjqpg ykvj {qwt fgum rjqpg kp vjg Ugnh Ectg rqtvcn. cu ep cf fkvkqpcn rjqpg} [qw  
ecp eqpvtqn yjkej ecmm ctg ugpv vq {qwt oqdkng rjqpg}

Y jgp {qw gpcdng cf fkvkqpcn rjqpgu<

- [qwt fgum rjqpg cpf {qwt cf fkvkqpcn rjqpgu tgegkxg ecmm uk o wnvcpqgwun{}
- Y jgp {qw cpuygt vjg ecmm qp {qwt fgum rjqpg. vjg cf fkvkqpcn rjqpgu uvqr tkpikpi. flueqppgev. cpf  
fkurnc{ c okuugf ecmm oguucig}
- Y jgp {qw cpuygt vjg ecmm ~~qp qpg cf fkvkqpcn rjqpg. Ue~~

n



[qwt cf o k p k u r t e v q t

# Sign In and Out of a Hunt Group

Ukipki qww qh c jwpv itqwr



Vjg rjqpg rncegu cp{ cevkxg egnu qp jqnf. cpf vjg ugeqpf ecnn dgeq o gu cevkxg}  
Vjg rjqpg uetggp vgzv ejcpigu dcugf qp vjg vgz f



Rtguu **Cpuygt** qt nkpg dwwwqp vq cpu ygtqt



## Advanced Operations

---

- [Xfgq Ecmu cpf Ugewtkv{. rcig 7;](#)
- [Ecm Hwpevkqu. rcig 7;](#)
- [Hgcwtg Dvvvqu cpf Uqhvng{u. rcig 83](#)
- [Uwtkxcdng Tgoqvg Ukvg Vngvjqp{ Qxgtxky. rcig 85](#)
- [XRP Enkgpv. rcig 87](#)

## Video Calls and Security

[qwt cf okpluvctvqt ecp

## Answer

Cpu ygt cmqyu {qw vq cpu ygt vjg qnfguv ecnn vjcv ku exckncdng qp

## Related Topics


[Enkgrv](#)











- Kh Cwvq/Fgygeν

- Xlgy XRP uvcvwu< Vjg XRP Uvcvwu hknf





## Procedure

---

Step 1 Rtgau **Cr rnkcvkqpu** 

Step 2 Wug vjg



# Change Wallpaper

[qwt u{uvgo cf o kpkuvtevt eqpvtqnu kh {qw ecp ejcpig vjg ycmrcrgt

## Procedure

---

Step 1 Rtgau **Cr rnkcvkqpu** 

Step 2 Wug vjg Pcxkicvkqp rcf cpf **Ugngev** dwwvqp vq uetqnn cpf ugngev **Rt**

## Video Camera

---

- [Ecogtc Ugwkpju.](#)

## Enable Auto Transmit Video

[qw ecp vtcpu okv xkfgq cwvq o cvkecm{ y jgpgxgt c ecnn ku kpkvkcvgf qt ceegrvgf0 Kh c xkfgq vtcpu okuukqp ku kp  
rtqitguu. vjg ec ogtc NGF vwtpu itggp= y jgp qp xkfgq owvg. vjg NGF vwtpu tgf0 Vjg NGF ku vwtpgf qhh y jgp  
vjg ec ogtc

**Xkfgq ecnu**

Gpcdngu qt fkucdngu xkfgq ecnu hqt vjg rjqpq<sup>0</sup>

**Cny c{u ugpf o { xkfgq \*Fghcwnv+**

Gpcdngu qt fkucdngu cwvq o cvke ugpfkp i qh xkfgq hqt vjg rjqpq<sup>0</sup>

kh {qw ugngev Cny c{u ugpf o { xkfgq hqt {qwt

Procedure

# Adjust Video Brightness

## Procedure

---

Step 1 **Rtguu Crnkcvkppu** 

Step 2





## Accessories

---

- Xlgy Ceeguqtkgu Nkuv. rcig 9;
- Xlgy Ceeguqt{ Fgvcknu. rcig 9;
- Ugv Wr Ykfgdcpf hqt Cpcnqi Jgcfugv. rcig :2
- Yktnguu Jgcfugv Wukpi Cpcnqi Jgcfugv Rqtv. rcig :2
- Dnwgqvqvj. rcig :3

Step 3 Ugngeν cp ceeguugt{ htqo vjg nkuv cpf rtguu **Fgvcku**

# Bluetooth

## Add Bluetooth Accessory

Vjku rtqegftg crnkgu vq vjg Ekueq Wpkhkgf KR Rjqpg : ;67 qpn{0

Dghqtg {qw cff c Dnwgqqvj ceeguqt{. kv o wuv dg fkueqxtcdng d{ vjg rjqpg0

# Turn On Bluetooth

Vjku rtqegftg cr rnkgu vq vjg Ekueq Wpkhkgf KR Rj qpg : ;67 qpn{0

## Procedure

---

Step 1 Rtgau

## Frequently Asked Questions

---

- [Jqy Fqk](#)

Answer

Vq tgfktge<sup>v</sup> cp kpeq okpi \*tkp ikpi+ ecnn y jknq qp cpqvjgt ecnn. jki juki jv vjg kpeq okpi ecnn. cpf vjgp

# What Is the Best Way to Look at Calls When I Have a Shared Line or Multiple Lines?

Question

Y jcv ku vjg dguv yc{ vq nqqm cv ecnu y jgp k jcxg c ujectgf nkpg


# How Do I Exit from a Running Application?

Question

Jqy fq K gzkv htqo c twppkpi cr rnkecvkqpA

Answer

Vq gzkv htqo c twppkpi cr rnkecvkqpu {qw o wuv<

**3** Rtguu **Crrnkecvkqpu** 

**4** Wug vjg Pcxkicvkqp rcf cpf Ugngcv dwwqp vq uetqnn cpf ugngcv **Twppkpi Crrnkecvkqpu**

**5** Ugngcv c twppkpi cr rnkecvkqp cpf rtguu **Enqug Crr** vq enqug vjg cr rnkecvkqp

Y jgp rtqo rvgf. ucxg {qwt ejcpigu}

**6** Rtguu **Gzkv** vq gpf vjg twppkpi cr rnkecvkqp

Kh {qw fq pqv gzkv c twppkpi cr rnkecvkqp. kv eqvkwpgu vq twp



## What Does the Swap Softkey Do?

Question

Y jcv fqgu vjg Uycr uqhvmg{ fqA

Answer

Vjg **Uycr** uqhvmg{ cmqyu {qw vq vqi ing dgvyggp vyq ecnu dghqtg eq o rngvki vjg vtcpuhgt qt etgcvki c eqphgtgpeg() Vjku cmqyu {qw vq eqpuwnv rtkxcvgn{ ykvj vjg rctv{ qt rctvku qp gcej ecnn dghqtg eq o dkpki vjg ecnu kpvq c eqphgtgpeg()

## How Do I Cancel a Conference or Transfer After I Start It?

Question

Ecp

Answer

Vq ugg cp kocig qh vjg qvjgt rctv{ qp {qwt rjppgmetggp. vjg qvjgt rctv{ 'u rjqpg owP

ue

Answer

$V_q$







## Product Safety and Security

---

- Uchgv{ cpf Rgthqto cpeg Kphqto cvkqp. rcig ;5
- HEE Eqo rikcepg Uvcvg o gpvu. rcig ;6
- Ekueq Rtqfwev Ugewtkv{ Qxgtxkgy. rcig ;7
- Ko rqtvcpv Qpnkpg Kphqto cvkqp. rcig ;7

## Safety and Performance Information

### Power Outage

[qwt ceeguu vq gogtigpe{ ugtxkeg vjtqwij vjg rjqpg tgswtgu vjcv vjg rjqpg tgegkxg rpygtq

Ekueq ecppqv iwctepvgg vjg rghqt o cpeg qh gzvgtpcn fgxkegu. ecdngu. cpf eqppgevqtu0



---

Kp Gwtqrgcp Wpkqp eqwpvtkgu. wug qpn{ gzvgtpcn urgcmgtu. o ketqrjqpgu. cpf jgc fugvu vj cv ctg hwnn{



## FCC Receivers and Class B Digital Statement

Vjku rtqfwev jcu dggp vguvuf cpf eqo rnkgu ykvj vjg urgekhecvkqpu hqt c Encuu D fki kvca fgxkeg. rwtuwcpv vq Rctv 37 qh vjg HEE Twngu0 Vjgug nk okvu ctg fgukipgf vq rtqxkfg tgcupcdng rtqvgevkqp





