

Cisco Unified IP Phone 7975G, 7971G-GE, 7970G, 7965G, and 7945G User Guide for Cisco Unified Communications Manager 9.0 (SCCP and SIP)

First Published: Lcpwct{ 34234

Last Modified: Hgdtwct{ 2;. 4238

Americas Headquarters

Cisco Systems, Inc.
170 West Tasman Drive
San Jose, CA 95134-1706
USA
<http://www.cisco.com>
Tel: 408 526-4000
800 553-NETS (6387)
Fax: 408 527-0883



CONTENTS

P r e f a c e

Rtghceg xiii

Ƙpvtqfwekqp xiii

Cfƙvkqpcn ƙphqt o cvkqp xiv

Ekueq Wpkhgf ƙR Rjqpg 9;22 Ugtkgu gNgctƙpi Vwvqtƙcu xiv

Uchgv{ cpf Rgthqt o cpeg ƙphqt o cvkqp xv

Rqygt Qwci g xv

Gzygtpcn Fgxkegu xv

Rjqpg Dgjcƙqt Fwtƙpi Vko gu qh Pgyyqtm Eqp i guvƙqp xv

Ekueq R

Ocmg Ecnn htq o Oqdkng Rjqpg Wukpi Oqdkng

Tg o qv g / k p / W u g k e q p 48

E c m n k p h q t o c v k q p c p f D c t i g 49

R t k x c e { 49

D c t i g . e D c t i g . c p f U j c t g f N k p g u

Urgcmgrjppg 65

CwvqCpuygt ykvj Jgcfugv



Preface

- [Kpvtqfwekqp. rcig zkk](#)
- [Cffkvpqpcu Kphqto cvkqp. rcig zlx](#)
- [Ekueq Wpkhkgf kR Rjqpg 9;22 Ugtkgu gNgctpkpi Vwqtkenu. rcig zlx](#)
- [Uchgv{ cpf Rgthqto cpeg Kphqto cvkqp. rcig zx](#)
- [Ekueq Rtqfwev Ugewtkv{ Qxgtxkgy. rcig zxl](#)
- [Ceeguukdkkv{ Hgcwvtgu. rcig zxl](#)

Introduction

Safety and Performance Information

Vjg hqmqykp i ugevkpu rtqxfk g kphqt o cvkqp cdqww vjg

- Cwccemu vjcv qeewt qp



CHAPTER

Phone Features

Cisco Unified IP Phone 7975G Buttons and Hardware

Vjg hqnnqykpi hkiwtg kfgpvkhkgu vjg

Cisco Unified IP Phone 7965G Buttons and Hardware

Vjg hqnnqykpi hkiwtg kfgpvkhkgu vjg ko rqtvcpv rctvu qh vjg rjqpg⁰ Ugg [Dwwqpu cpf Jctf yctg Kfgpvkhkecvkqp](#).
qp

Cisco Unified IP Phone 7970G, 7971G-GE, and 7975G Cleaning and Maintenance

Wug qpn{ c uqhv. ft{ enqvj vq ykrq vjg vqwejuetggp

Feature Buttons and Menus


Rtguu c hgcwtg dwwwqp vq qrgp qt enqug c hgcwtg o gpw0

If you want to...	Then...
I gy	Rtguu 🌐 Chvgt c ugeqpf qt vyq. rtguu 🌐 cikp. qt ejqqug Jgr htqo vjg ockp o gpw0


Cv vjg uejgfwngf vkog. {qwt rjqpg rpygtu wr0 Vq ycmg wr vjg rjqpg dghqtg vjg uejgfwng vkog. eqpvcev {qwt
cf okpkuvtcvqt0

Ycmg cpf unggr vkog u ctg





CHAPTER



Procedure

Step 1 Tgoqvg vjg

Ekueq tgeq o o gpfu vjcv ewuvq ogtu vguv jgc fugvu kp vjgkt kpygpf gf gpxktqp o gpv vq fgvg t o kpg rgthqt o cpeg dghqtg
o cnkpi c rwtejcukpi fgekukqp cpf fgriq{kpi qp c nctig uecig0

Audio Quality

Dg{qpf rj{ukecn. ogejckecn. cpf vgejckecn rgthqt o cpeg. vjg cwfkq rqtvkqp qh c jgc fugv o wuv uqwpf iqqf vq
vjg wugt cpf vq vjg rctv{ qp vjg hct gpf0

Tips

- [qw ecp fkcñ qp/jqqm. ykvjqww c fkcñ vqpg *rtgfkcñ+0 Vq rtgfkcñ. gpvgt c pwo dgt. vjgp iq qhh/jqqm d{
nkhvkpi vjg jcpfugv.

Additional Call Options

[qw ecp rnceg ecnu wukpi urgekn hgcwtgu cpf ugtxkegu vjcv oc{ dg exckmedng qp {qwt rjqpg⁰ Hqt oqtg
kphqt o cvkqp cdqww vjgug cf fvkqpcn

Procedure

Gpvt vjg Owmkngxgn Rtgegfgpeg cpf Rtgg o rvkqp *ONRR+ ceeguu pw o dgt. hqnnqygf d{ c rjqpg pw o dgt}

Place Call Using Billing or Tracking Code

Qpn{ UEER rjqpgu uwrrqtv dknkpi qt vtcmkpi eqfgu}


Procedure

Step 1 Fkn

Dial Personal Address Book (PAB) Entry



Procedure

Hold and Resume

[qw ecp j qnf cpf tguw o g ecnu0 Y jgp {qw rww c ecnn qp j qnf. vjg J qnf keqp  cr rgctu qp vjg tki jv kp vjg ecnn
kphqt o cvkqp ctgc cpf vjg

Remove Call from Hold on Different Line

Procedure

- Step 1 Rtggu vjg cr rtqr tkcvg nkgp dwwqp<  qt  *hncujkpi+0 Fqkpi uq oc{ ecwug c jgnf ecnn vq tguw og cwvq o cvkecnn{<
- Kh vjgtg ku c txxgtvki ecnn qp vjg nkgp. vjcv ecnn tguw o gu0

Switch Between Connected Calls on One Line

Procedure

Step 1 Jki jnki jv vjg ecnn

View Calls on Another Line

Procedure

Step 1 Rtguu


Switch In-Progress Call from Mobile Phone to Desk Phone

Transfer Call Without Talking to Transfer Recipient

- Y jgp {qw uykej cp kp/rtqitguu ecnn htq o {qwt o qdmg r j qpg vq Ekueq Wpkhkgf r j qpgu vjev u jctg v jg uc og nkpg *Uguukqp J c p f q h h +.

- Y jgp {qw uykej cp kp/rtqitguu ecnn htqo {qwt o qdkg rjqpg vq Ekueq Wpkhkf rjqpgu vjcv ujectg vjg ucog nkpg *Uguukqp Jcpfqhh+. vjg rjqpg fkucdngu vjg Ecnn Hqtyctf hgcwvtg00 Vjg Ecnn Hqtyctf hgcwvtg tgywtpu y jgp vjg ecnn gpfu0

- Vq xgthk{ vjcv Ecnn Hqtyctf Cnn ku gpedngf qp {qwt rtkoct{ nkpg. nqqm hqt<

Vjg ecnn hqtyctf keqp cdqyg {qwt rtkoct{ rjqpg pwodgt< 

Vjg ecnn hqtyctf vctigy pwodgt kp vjg uvcvwu nkpg0

Related Topics

[Nkpg Ugwkpiu qp Ygd. qp rcig ;8](#)

[Wugt Qrvkqpu Ygd Rcig Cevkqpu. qp rcig](#)

- FPF fqgu pqv chhgev kpvgteqo ecnu qt pqpkpvgteqo rtktkv{ ecnu0
- Kh dqvj FPF cpf CwvqCpu ygt ctg gpcdnf. qpn{ kpvgteqo ecnu cwvqcpu ygt0
- Yjgp {qw uykej cp kp/rtqitguu ecnu htqo {qwt o qdng rjqpg vq Ekueq Wpkhkf rjqpgu vjev ujectg vjg uc og nkpq *Uguukq Jcpfqhh+. vjg rjqpg fkucdngu vjg FPF hgcwgt0 Vjg FPF hgcwgtg tgwtpu yjgp vjg ecnu gpfu0

Turn DND On and Off

Procedure

- Eqphgtgpeg < Gpcdngu {qw vq etgcvg c uvcpfctf *cf jqe+ eqphgtgpeg d{ ecnkpi geej rctvkekrpv0 Eqphgtgpeg
ku cxckncdng qp o quv r j qpgu0
- Lqkp < Gpcdngu {qw vq etgcvg c uvcpfctf *cf jqe+ eqphgtgpeg d{ eq o kpkpi gzkuvkpi ecnu0
- eDctig < Gpcdngu {qw vq etgcvg c s *cf

Tips

- Kh {qw htgswgpvn{ lqkp oqtg vjcp vyq rctvkgu kpva c ukp ing

Join Meet Me Conference

Procedure

Place Intercom Call to Preconfigured Intercom Number

- Urggf/fkcn Urg

Call PickUp

Ecnn RkemWr gpcdngu {qw vq cpu ygt c ecnn vjcv ku

Answer Call Ringing on Another Extension in Group or in Associated Group

Procedure

Step 1 Rtguu vjg **QRkemWr** uqhvmg{

Kh {qwt cf o kpluvtcvqt jcu pqv eqphkiwtgf c tngxgtukqp fktgevt{ pw o dgt. vjg rctmgf ecnn tngxgtugu vq vjg r j qpg
vjcv rctmgf vjg ecnn}

Hunt Groups

Kh {qwt qti cpk| cvkqp tgegkxgu c nctig pw o dgt

Call Information and Barge



Rjqpgu vjcv ujtgc c nkgp gcej fkurnc{ kphqt o cvkqp cdqww ecnu vjcv ctg rncegf cpf tgegkxgf qp vjg ujtgc nkgp
Vjku kphqt o cvkqp oki jv kpenwfg ecnmt KF cpf ecnn fwtecvkqp Ugg vjg [Rtkxce{. qp rcig 6](#); ugevkqp hqt gzegrvkqp
Y jgp ecnn kphqt o cvkqp ku xkukdng kp vjku yc{. {qw cpf vjg eqyqtmgtu yjq ujtgc c nkgp ecp wug Dctig qt eDctig
vq

Prevent and Allow Others to View or Barge Calls on Shared Line

Procedure

Step 1 Vq rtgxgpv qvjgtu htqo xkgypki qt dci kpi c ecmm qp c ujctgf nkgp.

c+ Rtguu **Rtkxcvg** 

d+ Vq xgth{ vjcv Rtkxce{ ku qp. nqmq hqt vjg Rtkxce{/gpcdnfg keqp  pgzv vq cp c o dgt nkgp dwwqp 

Tips

- [qwt rjqpg oc{ rnc{ cp ewfkdnq

Rtqvgevgf

If you want to...	Then...
	<p data-bbox="781 289 1446 321">Nkuvp d g i l p h e v t g k p f k e c v k q p v q p g c v v j g d g i k p p k i q h v j g e c m k</p> <ul data-bbox="824 338 1068 369" style="list-style-type: none"> • Ugewtg M M

uec

Chvgt vjg rjqpg uvctvu wr cpf vjg XRP Nqikp uetggp cr rgctu. gpvgt {qwt etfgpvkcnu dcugf qp vjg eqphkiwtgf
cwvjgpkckvkkqp ogvjqf<

- Wugtpc og cpf rcuuyqtf< Gpvgt vjg wugtpc og cpf rcuuyqtf ikxgp d{ {qwt u{uvgo cf o kpkuvtevt0
- Rcuuyqtf cpf egtvkhkecvg< Gpvgt vjg rcuuyqtf0 [qwt wugtpc og ku fgtxgf htqo vjg egtvkhkecvg0
- Egtvkhkecvg<

Kh {qw000	Vjgp000
Ycpv vq ejqqug c rtkqtkv{ *rtgegfgpeg+ ngxgn hqt cp qwviqkpi ecnn	Eqpvcev {qwt u{uyg o cf okpkuvtcvqt hqt c nkuv qh eqttgurqpfkpi rtgegfgpeg pw o dgtu hqt ecnu0
	Gpv

Cisco Extension Mobility

Ekueq Gzygpukqp Oqdkkv { *GO+ cnnq yu { qw vq eqphki wtg cp{ Ekueq Wpkhkgf

Change Your PIN Using Change Credentials Service

Procedure

Step 1

If you want to...	Then...
	Wug v j g xctkqwu hgcwvtgu qh {qwt oqdkng r j qpg *hqt gzc o rng.

- Kh {qw kpeqttgevn{ gpygt cp{ tgsuwvgf kphqt o cvkqp *uwej cu o qdkng r j qpg pw o dgt qt RKP+ vj tgg vk o gu kp c tq y. vjg Oqdkng Xqkeg Ceeguu ecnn fkueqppgevu. cpf {qw ctg nqemgf qww hqt c rgtkqf qh vk o gl Eqpvcev {qwt u{uvg o cf o kpkvutcvqt kh {qw pggf cuukucpeg}

Put Call Picked Up on Mobile Phone on Hold

Procedure

Turn Off Mobile Connect from Mobile Phone

Handset, Headset, and Speakerphone

Q

- Jgcfugv. Jcpfugv. cpf Urgcmgt Qxgtxky

Headset

[qwt rj qpg



Phone Customization

.

Adjust Phone Ringer Volume Level

Ejgem ykvj {qwt u{uvgo cf okpukvtcvqt vq ugg kh c okpkowo tkpigt xqmwog ugwkpi ycu

Phone Screen Customization

[qw ecp

[View Call Logs](#)

Erase All Call Records in Single Log

Procedure

Dial from Call Log (While Not on Another Call)

Procedure


Step 3 Jki jnki jv vjg ecnn tgeqtf vjcv {qw ycpv vq tgfkn}

Step 4 Rtgau **GfkvFkn**

Step 5 Rtgau cpf jqnf

Dial from Corporate Directory (While on Another Call)

Procedure

- Step 1 Ejqqug  @ **Eqtrqtcvg Fktgevqt** { *gzcev pc o g ecp xct { +0
- Step 2 Wug {qwt mg { rcf vq gpygt c hwnn qt rctvkcni pc o g cpf

Access Personal Directory (for PAB and Fast Dial Codes)

Procedure

Delete PAB Entry

Procedure

- Step 1 Ugctej hqt c nkuvkpi0
- Step 2 Jki jnki jv vjg nkuvkpi cpf rtguu **Uggev0**
- Step 3 Rtguu **Fgngvg0**
- Step 4 Ejqqug **QM** vq e

Place Call Using Fast Dial Code

Procedure

Voice messages

.

Vjg uvvwt vqpg ku nkg/urghke [qw jgct kv qpi{ yjgp wukpi vjg nkg ykvj vjg yckvpi o guucigu

- Vq

User Options Web Pages

- [Wugt Qrvkqpu](#)

Procedure

- Step 1 Qdvcp vjg Wugt Qrvkqpu WTN. wugt KF. cpf fghcwnv rcuuyqtf htq o {qwt u{uyg o cf o kpkuvtcvqtl}
- Step 2 Qrgp c ygd dtqyugt qp {qwt eq o rwgt cpf

Related Topics

[Wugt Qrvkqpu Ygd Rcig Cevkqpu. qp rcig :7](#)

Personal Directory on Web

Vjg Rgtuqpcn Fktgevqt{ hgcvwtg ugv vjcv {qw ecp ceeguu qp {qwt eq o rrwgt eqpukuvu qh<

- Rgtuqpcn Cfftguu Dqqm *RCD+
- Hcuu Fken
- Ekueq Wpkhkf Eq o owpkcvkqpu Opcigt Cfftguu Dqqm U{pejtqpk|gt

[qw

Search for Personal Address Book Entry

Procedure

Step 1 Uki p kp vq {qwt Wugt Qrvkqpu



Note

Dghqtg {qw ecp cuukip c nkgp dwwqp hqt Hcuw Fken. {qwt u{uyg o cf o kpkuvtevt o wuw eqphkiwtg vjg r jppg vq
fkuric{ ugtxkegu0 Eqpvcev {qwt u{uyg o cf o kpkuvtevt hqt o qtg kphqt o cvkqp0

Tips

- [qw ecp etgcvg wr vq 722 Hcuw Fken cpf O

Assign Line Button for Fast Dial



Note Dghqtg {qw ecp cuuki p c nkgp dwwqp hqt Hcuu Fkcn. {qwt u{uvg o cf o kpluvtcvqt o wuv eqphki wtg vjg r j qpg vq fku rnc{ ugtxkegu} Eqpvcev {qwt u{uvg o cf o kpluvtcvqt hqt o qtg kphqt o cvkqp}

Procedure

- Step 1 Ejqqug **Wugt Qrvkqpu @ Fgxkeg**
- Step 2 Enkem **Ugtxkeg WTN**
- Step 3 Ejqqug vjg **Hcuu Fkcn** ugtxkeg

Delete Fast-Dial Personal Address Book Entry

Procedure

Step 1 Qp {qwt Wugt

Set Up Abbreviated Dialing Codes

Procedure

- Step 1 Ejqqug **Wugt Qrvkqpu @ Fgxkeg**
 - Step 2 Ejqqug c rjqpg htqo vjg Pcog ftqr/fqyp ogpw
 - Step 3 Enkem **Urggf Fkcm**
 - Step 4 Gpvgt c pwo dgt cpf ncdgn hqt cp Cddtgxkcvgf Fkcnkpi eqfg
 - Step 5 Enkem **Ucxg**
-

Phone Services Setup on Web

Rjqpg ugtxkegu ecp kpenwfg urgekcn rjqpg hgcwvtgu. pgvyqtm fcvc. cpf ygd/dcugf

Subscribe to Service

Procedure

- Step 1 Qp {qwt Wugt Qrvkqpu ygd rcig. ugngcv **Wugt Qrvkqpu @ Fgxkcg**}
- Step 2 Ugngcv c rjqpg htqo vjg Pcog ftqr/fqyp ogpw}
- Step 3 Ugngcv **Rjqpg Ugtxkcg**}
- Step 4 Ugngcv **Cff Pgy**}
- Step 5 Ugngcv

Change Service Name

Change Browser Password

Procedure

Step 1 Ukip kp

Change Phone Display Language

Procedure

Step 1 Ukip

Change Voice Message Indicator Setting Per Line

Procedure

Step 1 **Ejqqg Wugt Qrvkpu @ Fgxleg**

Change or Create Line Text Label that Appears on Phone Screen

Procedure

Step 10 Ugngev **Ucxg**

Cisco WebDialer

Ekueq YgdFkngt cnnqyu {qw vq rnceg ecnu qp {qwt Ekueq Wpkhgf KR Rjqpg vq fktgevqt{ eqpvcevu d{ enkemki
qp kvg ou kp c ygd dtqyugt} [qwt

Log Out of WebDialer

Procedure

Enkem v jg **Nqiqw**

Solution

Dctig kpvq vjg ecnn cickp0

Cannot Use CallBack

Problem

EcnnDcem hcknu0

Cause

Vjg qvjgt rctv{ oki jv jcxg Ecnn Hqtyctf gpcdnf0

Call Forward All Error Message

Problem

Vjg rjqpg ujyqu cp gttqt oguucig yjgp {qw cwgo rv vq ugv wr Ecnn Hqtyctf Cnn0

Cause


[qwt rjqpg oc{ tglgev {qwt cwgo rv vq ugv wr Ecnn Hqtyctf Cnn fktgevn{ qp vjg rjqpg kh vjg vctigy pwodgt vjcv
{qw gpvgt yqwnf etgcvg c Ecnn Hqtyctf Cnn nqqr qt yqwnf gzeggf vjg oczkowo pwodgt qh nkpmu rgtokwgf kp
c Ecnn Hqtyctf Cnn ejckp

Warranty

- [Ekueq Qpg/ \[gct Nk okvgf Jctfyctg Ycttcpv{ Vgtou. rcig 333](#)

Cisco One-Year Limited Hardware Warranty Terms

Urgekcn vgtou crrn{ vq {qwt jctfyctg ycttcpv{ cpf ugtxkegu vjcv {qw ecp wug fwtkpi vjg ycttcpv{ rgtkqf0
[qwt hqt o cn Ycttcpv{ Uvcvg o gpv. kpenwfkpi vjg ycttcpv{kgu cpf n cvg



I N D E X

A

Cddtgxkcvgf Fkenkpi [91](#)

Cddtgxkcvgf Fkenkpi *Qhh/jqqm+ [44](#)

ejcpig *eqvkwpgf+
nqecng 95, 96
rjqpj fkurnc{ 96
wugt qrvkqpu ygd rcigu 95
rjqpj ugtxkeg pc o g 94
rjqpj ugtxkegu 93
Ekueq


hqqvucpf 3,17

cflwukpi 17

dwwwqp hqt 3

Hqtegf Cwvjqt|cvkqp Eqfg. Ugg [HCE](#)

hqt yctfkpi



tgfkenkpi 23

tg o qvg fgukpcvkqp 59

Ugg cnuq wugt qrvkqpu

tg o qvg/kp/wug keqp hqt u jctgf nkpgu 48

tguw o g 29

wukpi 29

tkpi rcwgtpu

wugt qrvkqpu *eqpvkpwgf+
hcuu fkcnu *eqpvkpwgf+
gfkv 90
ugtej 90
Hcuu Fkcnu 89
cuukip c eqfg vq RCD gpvt{ 89
oqdkkv{ 98