


Step 3 Etgcvg Cwwjqtk|cvkqp rtqhkng Ykvj Ceeguu V{ rg CeeguuaCeegrν ykvj ekueq/cx/rckt*u+ ykvj rum/oqfg cpf rum rcuuyqtf

Ocmg




Introduction to Profiling and Policy Engine on the WLC

Ekueq ewttgpm{ qh

Profiling and Policy Configuration


Procedure

Step 4 Y jgp kp vjg Nqecñ Rqñke{ Nkuv. enkem **Pgy** vq etgcvg c Rqñke{ Pc o gñ kp vjku gzc o rñg. **vgcejgt/NR** ku wugf cu c rñke{ pc o g.
dw {qw ecp wug



Hqt cf flvkqpcn fgvcnu qp eqphki wtkpi Nqecn Rqknc{ rncug ugg vjg nkpm [jwr<lly y y0ekueqleq o lelgplwulvlfqeu](#)
[yktnguuleqpvqmgtl:/5leqphki/iwkgldaei:5l](#)

Step 8 Wugt ecp etgcvg oqtg vjcp qpg Nqecn rqnke{ cpf crri{ kv hqt uwfpgv cu "uwfpgv/NR"0
 Note Gpuwtg vjcv vjg Ocvej Tqng Uvtpi ku vjg uc og cu vjg fghkpgf tqng pc og qp vjg CCCITc fkwu Ugtxgt0



Step 9 Etgcvg c fghcwnv nqecn rqnke{ hqt cp{ qvjgt fgxkeg0
 Kh pq qvjgt CEN ku cr rnkpf kp vjg Nqecn rqnke{.vjgp cp{ qvjgt fgxkeg.qvjgt vjcp Cr rng/kRcf. ykmn dgcdng vq ceeguu vjg
 cr rnkcevqpu dgecwug vjg hkpcn hknvgt hwpevkqp qh cmm rqnkeku ku Cmqy cmm0

Kp qtfgt vq dnqem cmm cr rnkcvkqpu qp cmm fgxkegu gzegr v Cr rrg/kRcf. etgcvg c **fgp{ cmm CEN** cpf cr rn{ kv qp vjg Nqecn Rqke{
cpf vjgp cr rn{ vjcv rqnke{ qp vjg YNCP cu vjg ncuv tguqtv0Ugg vjg eqphkiwtcvkqp gzc o rngu kp vjg uetggpujqvu dgnqy0

Etgcvg

Mapping Policy on WLAN

Conclusion

-

- Fgxkegu ykvj OCE

